

Lightroom

5 COLOURS | 2 FINISHES | 6 SIZES



S
O
L
U
S



Floor:
2LIT113
Wall:
2LIT113

Lightroom

Lightroom is concrete-effect porcelain collection with two contrasting finishes that stimulate the tactile sense. Available in five gentle colours, Lightroom lends itself to modern architecture through its variety of sizes, shapes, and possible applications.



S
O
LUS


Solus Plus ranges are responsibly sourced in line with the BES 6001 standard.

For more information, [click here](#)

Floor:
2LIT112



LIT-White
2LIT110



LIT-Ash
2LIT111



LIT-Tan
2LIT113



LIT-Marine
2LIT114














LIT-Grey
2LIT112



Wall:
2LIT110
Floor:
2LIT110

SIZES AND FINISHES

						
	300x600 9mm	600x600 9mm	600x600 20mm	600x1200 9mm	800x800 9mm	1200x1200 9mm
 LIT-White	●	●		●	●	●
 LIT-Ash	●	●	□	●	●	●
 LIT-Tan	●	●	□	●	●	●
 LIT-Marine	●	●		●	●	●
 LIT-Grey	●	●	□	●	●	●

● Matt R10 (A+B) □ Anti Slip R11 (A+B+C)

APPEARANCE

Concrete

MATERIAL

Porcelain

USAGE

Floors and Walls

SPECIAL PIECES

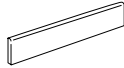
For more information contact our sales team.

SKIRTING

70x1200mm

70x800mm

70x600mm



ISO 10545 RESULTS

2. DIMENSIONS AND SURFACE QUALITY

Conforms

3. WATER ABSORPTION

0.2%

4. FLEXURAL STRENGTH

Conforms

6. DEEP ABRASION RESISTANCE

Conforms

8. LINEAR THERMAL EXPANSION

$\leq 7 \cdot 10^{-6} \cdot C^{-1}$

9. THERMAL SHOCK RESISTANCE

Conforms

10. MOISTURE EXPANSION

$\leq 0.02 \% (0.2 \text{ mm/m})$

12. FROST RESISTANCE

Conforms

13. CHEMICAL RESISTANCE

Conforms but not valid for Polished finish

14. STAIN RESISTANCE

Conforms

SLIP RESISTANCE (DIN 51130-51097)

Matt R10 (A+B)

Anti Slip R11 (A+B+C)

CERTIFICATIONS:

Declare.



EPD: Available
ISO 14001
ISO 17889-1
SASO-Approved

For LEED, BREEAM and WELL information, please ask for details. On request tiles can be tested to BS EN 16165:2021. HSE surface roughness and NCS Colour values are also available upon request. All sizes shown are nominal. Due to the printing process and differing screen values actual tile colours may vary. E&OE. © Solus Ceramics Limited 2025. 005.

The logo for Solus Plus features the word "SOLUS" in a large, white, sans-serif font, stacked vertically. To the right of the word "SOLUS" is a green circular icon containing a white plus sign (+). The background of the entire page is a photograph of large mounds of brown sand or gravel in an industrial setting, with a vertical metal beam in the center.

SOLUS

About Solus Plus

Solus Plus is our new mark of assurance for responsibly sourced products. Built on the rigorous standards of BES 6001, it highlights collections produced by factories that demonstrate industry-leading sustainability across their entire supply chain, from raw material extraction to final delivery.

When specified through Solus, these products can contribute valuable credits toward BREEAM, LEED and WELL certification, helping you meet your environmental targets without compromising on quality or design. Look for the Solus Plus symbol to specify with confidence.

[Visit our website to learn more.](#)

[Back to top](#)