

LoopCrete


8 COLOURS | 4 FINISHES | 9 SIZES | 3 MOSAICS | 2 DECORS



808
LUS

Floor:
2LCR108

Wall:
2LCR104




Made with 60% pre-consumer content.

Solus proudly introduces the groundbreaking LoopCrete collection, boasting an impressive 60% pre-consumer recycled content. In a market where “40% recycled” often masks internal factory waste, our partner takes a truly innovative approach.

While many manufacturers recycle their own production scraps, our partner has achieved near-zero waste in their own process. To reach 60% recycled content, they actively source waste from other local tile factories, transforming regional waste into beautiful, high-performance tiles. This demonstrates a genuine commitment to sustainability, not just internal efficiency.

Experience the beauty of responsible design.

LoopCrete doesn't compromise on aesthetics. Featuring a realistic concrete effect, the collection offers a sophisticated palette of natural colours, along with a wide range of formats and decorative options. Technical performance is excellent with PTV 36+ for the Natural R10 (A+B) finish. Experience the beauty of responsible design.





ABOVE
Floor:
2LCR104
Wall:
2LCR104
2LCR104M001

RIGHT
Wall:
2LCR104
2LCR104M001




ABOVE
Floor:
2LCR101

Wall:
2LCR106



Floor:
2LCR103
Wall:
2LCR101D001





LCR-Bone
2LCR101



LCR-Sand
2LCR102



LCR-Camel
2LCR103



LCR-Grey
2LCR104



LCR-Dark
2LCR105



LCR-Snowstorm
2LCR106




















LCR-Sandstorm
2LCR107



LCR-Rainstorm
2LCR108



SIZES AND FINISHES

									
 LCR-Bone	● ◆	● ◆		● ♥ △		● ♥		●	●
 LCR-Sand	● ◆	● ◆	△	● ♥ △	△	● ♥	△	●	●
 LCR-Camel	● ◆	● ◆	△	● ♥ △	△	● ♥	△	●	
 LCR-Grey	● ◆	● ◆	△	● ♥ △	△	● ♥	△	●	●
 LCR-Dark	● ◆	● ◆	△	● ♥ △	△	● ♥	△	●	
 LCR-Snowstorm		● ◆		● ♥					●
 LCR-Sandstorm		● ◆		● ♥					
 LCR-Rainstorm		● ◆		● ♥					●

● Matt Textured R9

♥ Natural R10

◆ Natural R10 (A+B)

△ Anti Slip R11 (A+B+C)

NOTES

To avoid lippage we recommend the use of self-levelling spacers.

DECOR AND MOSAICS




LCR-Bone Décor A
2LCR101D001
600x1200x8mm
Matt Textured R9



LCR-Sand Décor A
2LCR102D001
600x1200x8mm
Matt Textured R9




LCR-Grey Décor A
2LCR104D001
600x1200x8mm
Matt Textured R9




LCR-Bone Décor B
2LCR101D002
600x600x8mm
Matt Textured R9




LCR-Dark Mosaic A
2LCR105M001
300x300x8mm
Matt Textured R9




LCR-Bone Mosaic A
2LCR101M001
300x300x8mm
Matt Textured R9




LCR-Sand Mosaic A
2LCR102M001
300x300x8mm
Matt Textured R9



LCR-Camel Mosaic A
2LCR103M001
300x300x8mm
Matt Textured R9

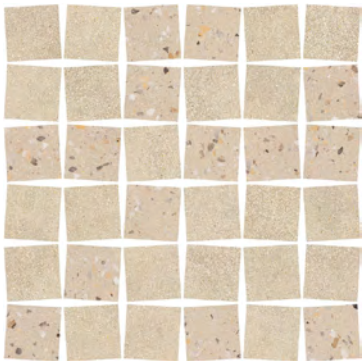


LCR-Grey Mosaic A
2LCR104M001
300x300x8mm
Matt Textured R9



LCR-Bone Mosaic B
2LCR101M002
300x300x8mm
Matt Textured R9

DECOR AND MOSAICS




LCR-Sand Mosaic B

2LCR102M002

300x300x8mm

Matt Textured R9




LCR-Grey Mosaic B

2LCR104M002

300x300x8mm

Matt Textured R9



LCR-Bone Mosaic C

2LCR101M003

298x344x8mm

Matt Textured R9



LCR-Sand Mosaic C

2LCR102M003

298x344x8mm

Matt Textured R9



LCR-Camel Mosaic C

2LCR103M003

298x344x8mm

Matt Textured R9



LCR-Grey Mosaic C

2LCR104M003

298x344x8mm

Matt Textured R9



LCR-Dark Mosaic C

2LCR105M003

298x344x8mm

Matt Textured R9

APPEARANCE
Concrete

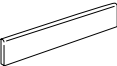
MATERIAL
Porcelain

USAGE
Floors and Walls

SHADE VARIATION
V2 - Light

SPECIAL PIECES
For more information contact our sales team.

BATTISCOPA
72x600mm



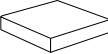
GRADINO A
300x600mm
330X1200mm



GRADINO B
330x600mm
330x1200mm



GRADINO ANG. B
330x330mm



GRADINO G
300x600mm



ISO 10545 RESULTS

2. DIMENSIONS AND SURFACE QUALITY
Conforms

3. WATER ABSORPTION
≤ 0.1%

4. FLEXURAL STRENGTH
> 45-48 N/mm²

6. DEEP ABRASION RESISTANCE
< 150 mm³

8. LINEAR THERMAL EXPANSION
6.6x10⁻⁶ °C

9. THERMAL SHOCK RESISTANCE
Conforms

10. MOISTURE EXPANSION
No rating

12. FROST RESISTANCE
Conforms

13. CHEMICAL RESISTANCE
Conforms

14. STAIN RESISTANCE
Class 5

SLIP RESISTANCE
(DIN 51130-51097)
Matt Textured R9
Natural R10
Natural R10 (A+B)
Anti Slip R11 (A+B+C)

MANUFACTURER CERTIFICATIONS:

ecovadis EPD: Available
ISO 14001
ISO 17889-1

For LEED, BREEAM and WELL information, please ask for details. On request tiles can be tested to BS EN 16165:2021. HSE surface roughness and NCS Colour values are also available upon request. All sizes shown are nominal. Due to the printing process and differing screen values actual tile colours may vary. E&OE. © Solus Ceramics Limited 2025. 001.

60%
Pre-consumer