

# LoopStone

5 COLOURS | 5 FINISHES | 8 SIZES | 4 MOSAICS | 3 DECORS



S  
O  
LUS



Floor:  
2LSN103  
Wall:  
2LSN103



## Made with 60% pre-consumer and 3% post-consumer recycled content.

Solus proudly introduces the groundbreaking LoopStone collection, boasting an impressive 60% pre-consumer, and 3% post-consumer recycled content. In a market where “40% recycled” often masks internal factory waste, our partner takes a truly innovative approach.

While many manufacturers recycle their own production scraps, our partner has achieved near-zero waste in their own process. To reach 60% pre-consumer and 3% post-consumer recycled content, they actively source waste from other local tile factories, transforming regional waste into beautiful, high-performance tiles. This demonstrates a genuine commitment to sustainability, not just internal efficiency.

# Experience the beauty of responsible design.

LoopStone doesn't compromise on aesthetics. Featuring a realistic stone effect, the collection offers a sophisticated palette of natural colours, along with a wide range of formats and decorative options. Technical performance is excellent with PTV 36+ for the Natural R10 (A+B) finish. Experience the beauty of responsible design.



Solus Plus ranges are responsibly sourced in line with the BES 6001 standard.

For more information, [click here](#)



Floor:  
2LSN102

# LoopStone



ABOVE  
Floor:  
2LSN102

RIGHT  
Floor:  
2LSN105



ABOVE  
Floor:  
2LSN104



LSN-Pale  
2LSN101



LSN-Beige  
2LSN102



LSN-Desert  
2LSN103



LSN-Grey  
2LSN104











LSN-Dark  
2LSN105



Floor:  
2LSN104  
Wall:  
2LSN104  
2LSN104M004

## SIZES AND FINISHES

								
	300x600 8mm	600x600 8mm	600x600 20mm	600x1200 8mm*	600x1200 20mm	800x800 8mm	1200x1200 9mm	1200x2700 6mm
LSN-Pale	● ◆	● ◆		● ♥ △		● ♥	●	●
LSN-Beige	● ◆	● ◆	△ ▲	● ♥ △	△ ▲	● ♥	●	●
LSN-Desert	● ◆	● ◆	△ ▲	● ♥ △	△ ▲	● ♥	●	
LSN-Grey	● ◆	● ◆	△ ▲	● ♥ △	△ ▲	● ♥	●	●
LSN-Dark	● ◆	● ◆		● ♥ △		● ♥	●	

● Matt Textured R9    ♥ Natural R10    ◆ Natural R10 (A+B)    △ Anti Slip R11 (A+B+C)    ▲ Textured R11 (A+B+C)

## NOTES

To avoid lippage we recommend the use of self-levelling spacers

\*All sizes are nominal, check calibrated size on order for selected sizes.



Wall:  
2LSN104D001


## DECORS



LSN-Pale Décor A  
2LSN101D001  
600x1200x8mm\*  
Matt Textured R9



LSN-Beige Décor A  
2LSN102D001  
600x1200x8mm\*  
Matt Textured R9



LSN-Grey Décor A  
2LSN104D001  
600x1200x8mm\*  
Matt Textured R9



LSN-Pale Décor B  
2LSN101D002  
600x1200x8mm\*  
Matt Textured R9



LSN-Beige Décor B  
2LSN102D002  
600x1200x8mm\*  
Matt Textured R9



LSN-Grey Décor B  
2LSN104D002  
600x1200x8mm\*  
Matt Textured R9



Floor:  
2LSN101  
Wall:  
2LSN101D003

## DECORS



LSN-Pale Décor C  
2LSN101D003  
600x1200x8mm\*  
Matt Textured R9



LSN-Beige Décor C  
2LSN102D003  
600x1200x8mm\*  
Matt Textured R9



LSN-Grey Décor C  
2LSN104D003  
600x1200x8mm\*  
Matt Textured R9

## MOSAICS



LSN-Pale Mosaic A  
2LSN101M001  
300x300x8mm  
Matt Textured R9




LSN-Beige Mosaic A  
2LSN102M001  
300x300x8mm  
Matt Textured R9



LSN-Desert Mosaic A  
2LSN103M001  
300x300x8mm  
Matt Textured R9



LSN-Grey Mosaic A  
2LSN104M001  
300x300x8mm  
Matt Textured R9



LSN-Dark Mosaic A  
2LSN105M001  
300x300x8mm  
Matt Textured R9




LSN-Pale Mosaic B  
2LSN101M002  
300x300x8mm  
Matt Textured R9




LSN-Beige Mosaic B  
2LSN102M002  
300x300x8mm  
Matt Textured R9



LSN-Desert Mosaic B  
2LSN103M002  
300x300x8mm  
Matt Textured R9



LSN-Grey Mosaic B  
2LSN104M002  
300x300x8mm  
Matt Textured R9




LSN-Dark Mosaic B  
2LSN105M002  
300x300x8mm  
Matt Textured R9

## MOSAICS




LSN-Pale Mosaic C  
2LSN101M003  
300x300x8mm  
Matt Textured R9




LSN-Beige Mosaic C  
2LSN102M003  
300x300x8mm  
Matt Textured R9



LSN-Desert Mosaic C  
2LSN103M003  
300x300x8mm  
Matt Textured R9



LSN-Grey Mosaic C  
2LSN104M003  
300x300x8mm  
Matt Textured R9



LSN-Dark Mosaic C  
2LSN105M003  
300x300x8mm  
Matt Textured R9



LSN-Pale Mosaic D  
2LSN101M004  
380x400x8mm  
Matt Textured R9




LSN-Beige Mosaic D  
2LSN102M004  
380x400x8mm  
Matt Textured R9



LSN-Desert Mosaic D  
2LSN103M004  
380x400x8mm  
Matt Textured R9



LSN-Grey Mosaic D  
2LSN104M004  
380x400x8mm  
Matt Textured R9



LSN-Dark Mosaic D  
2LSN105M004  
380x400x8mm  
Matt Textured R9

# LoopStone

**APPEARANCE**  
Stone

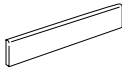
**MATERIAL**  
Porcelain

**USAGE**  
Floors and Walls

**SHADE VARIATION**  
V2 - Light

**SPECIAL PIECES**  
For more information contact our sales team.

**BATTISCOPIA**  
72x600mm



**GRADINO A**  
300x600mm  
330x1200mm



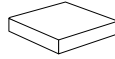
**GRADINO B**  
330x600mm  
330x1200mm



**GRADINO G**  
300x600mm



**GRADINO B ANG.**  
300x330mm



## ISO 10545 RESULTS

**2. DIMENSIONS AND SURFACE QUALITY**  
Conforms

**3. WATER ABSORPTION**  
 $\leq 0.1\%$

**4. FLEXURAL STRENGTH**  
 $> 45-48 \text{ N/mm}^2$

**6. DEEP ABRASION RESISTANCE**  
 $< 150 \text{ mm}^3$

**8. LINEAR THERMAL EXPANSION**  
 $6.6 \times 10^{-6} \text{ }^\circ\text{C}$

**9. THERMAL SHOCK RESISTANCE**  
Conforms

**10. MOISTURE EXPANSION**  
No rating

**12. FROST RESISTANCE**  
Conforms

**13. CHEMICAL RESISTANCE**  
Conforms

**14. STAIN RESISTANCE**  
Class 5

**SLIP RESISTANCE  
(DIN 51130-51097)**  
Matt Textured R9  
Natural R10  
Natural R10 (A+B)  
Anti Slip R11 (A+B+C)  
Textured R11 (A+B+C)

## CERTIFICATIONS:



For LEED, BREEAM and WELL information, please ask for details. On request tiles can be tested to BS EN 16165:2021. HSE surface roughness and NCS Colour values are also available upon request. All sizes shown are nominal. Due to the printing process and differing screen values actual tile colours may vary. E&OE. © Solus Ceramics Limited 2025. 002a.



Solus Plus ranges are responsibly sourced in line with the BES 6001 standard for the responsible sourcing of construction products.

**BIRMINGHAM**  
Unit 1 Cole River Park  
Warwick Road B11 2QX

**LONDON**  
80 Clerkenwell Road  
EC1M 5RJ

**MANCHESTER**  
14 Kennedy Street  
M2 4BY

solusceramics.com  
+44 (0)121 753 0777  
sales@solusceramics.com

The logo consists of the word "SOLUS" in a large, white, sans-serif font, stacked vertically. To the right of the word "SOLUS" is a green circular icon containing a white plus sign (+).

S  
O  
L  
U  
S

## About Solus Plus

Solus Plus is our new mark of assurance for responsibly sourced products. Built on the rigorous standards of BES 6001, it highlights collections produced by factories that demonstrate industry-leading sustainability across their entire supply chain, from raw material extraction to final delivery.

When specified through Solus, these products can contribute valuable credits toward BREEAM, LEED and WELL certification, helping you meet your environmental targets without compromising on quality or design. Look for the Solus Plus symbol to specify with confidence.

[Visit our website to learn more.](#)

[Back to top](#)