

Lunara

6 COLOURS | 4 FINISHES | 6 SIZES | 1 DECOR



S
O
LUS



Floor:
3LUN103

Lunara

A limestone-inspired surface with natural texture and moderate variation.

Tough and tactile, Lunara's finishes are suited to demanding environments.

S
O
LUS



Solus Plus ranges are responsibly sourced in line with the BES 6001 standard.

For more information, [click here](#)



Floor:
3LUN102

Lunara



ABOVE
Wall:
3LUN104

RIGHT
Floor:
3LUN101



ABOVE
Floor:
3LUN103



LUN-Bone
3LUN106



LUN-Ivory
3LUN101



LUN-Sand
3LUN104



LUN-Chestnut
3LUN105



LUN-Ash
3LUN103









LUN-Dark
3LUN102



Floor :
3LUN102
3LUN103

SIZES AND FINISHES

					
150x600 10mm	300x1200 10mm	600x600 10mm	600x1200 10mm	1000x1000 20mm	1200x1200 10mm

All colours




♥ Natural R10 (A+B)

■ Textured Flamed R11 (A+B+C)

□ Textured R11 (A+B+C)

△ Anti Slip R11 (A+B+C)

DECOR



Decor

Available in all colours

150x600x10mm

Textured R11 (A+B+C)

APPEARANCE

Limestone

MATERIAL

Porcelain - Full Body

USAGE

Floors and Walls

SHADE VARIATION

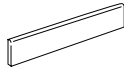
V3 - Moderate

SPECIAL PIECES

For more information contact our sales team.

BULLNOSE PLINTH

65x600mm



ISO 10545 RESULTS

2. DIMENSIONS AND SURFACE QUALITY

Conforms

3. WATER ABSORPTION

$\leq 0.3 - 0.6\%$

4. FLEXURAL STRENGTH

50 N/mm²

6. DEEP ABRASION RESISTANCE

140 mm³

8. LINEAR THERMAL EXPANSION

$6.5 \times 10^{-6} \text{ } ^\circ\text{C}$

9. THERMAL SHOCK RESISTANCE

Conforms

10. MOISTURE EXPANSION

No rating

12. FROST RESISTANCE

Conforms

13. CHEMICAL RESISTANCE

Conforms

14. STAIN RESISTANCE

Class 5

SLIP RESISTANCE (DIN 51130-51097)

Natural R10 (A+B)
Textured Flamed R11 (A+B+C)
Textured R11 (A+B+C)
Anti Slip R11 (A+B+C)

MANUFACTURER CERTIFICATIONS:



EPD: Available
ISO 14001
SASO-Approved

BES 819709

For LEED, BREEAM and WELL information, please ask for details. On request tiles can be tested to BS EN 16165:2021. HSE surface roughness and NCS Colour values are also available upon request. All sizes shown are nominal. Due to the printing process and differing screen values actual tile colours may vary. E&OE. © Solus Ceramics Limited 2026. 002.

The logo consists of the word "SOLUS" in a large, white, sans-serif font, stacked vertically. To the right of the word, there is a green circular icon containing a white plus sign (+).

S
O
L
U
S

About Solus Plus

Solus Plus is our new mark of assurance for responsibly sourced products. Built on the rigorous standards of BES 6001, it highlights collections produced by factories that demonstrate industry-leading sustainability across their entire supply chain, from raw material extraction to final delivery.

When specified through Solus, these products can contribute valuable credits toward BREEAM, LEED and WELL certification, helping you meet your environmental targets without compromising on quality or design. Look for the Solus Plus symbol to specify with confidence.

[Visit our website to learn more.](#)

[Back to top](#)