

Madeira

5 COLOURS | 2 FINISHES | 5 SIZES | 2 DECORS



SO
LUS

Floor:
3GJA104d204

Madeira

A classic wood-effect range offered in five neutral shades, each with two complementary decor options, Madeira's rustic aesthetics can be used to enhance internal and external settings as well as floors and walls.




Wall:
3GJA103
3GJA103d203

Madeira



ABOVE
Floor:
3GJA105

RIGHT
Floor:
3GJA105



ABOVE
Floor:
3GJA102



Machico
3GJA103



Funchal
3GJA102



Calheta
3GJA104



Santacruz
3GJA101








Portomoniz
3GJA105




Wall:
3GJA103d103

Floor:
3GJA103

SIZES AND FINISHES

					
	75x450 8.5mm Herringbone	200x1200 8.5mm	240x1500 8.5mm	300x1200 8.5mm	400x1200 20mm
All colours	♥	♥	♥ △	♥	△
			♥ Natural R10 (A+B)		△ Anti Slip R11 (A+B+C)

DECORS



Decor B

Available in all
colours

600x1200x8.5mm

Natural R10 (A+B)



Decor A

Available in all colours

240x1500x8.5mm

Natural R10 (A+B)

NOTES

To avoid lippage we recommend the use
of self-levelling spacers

Madeira

APPEARANCE

Wood

MATERIAL

Porcelain

USAGE

Floors and Walls

SHADE VARIATION

V3 - Moderate

SPECIAL PIECES

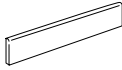
Available in all colours.

For more information contact our sales team.

BATTISCOPIA

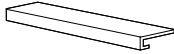
80x450mm

600x1200mm



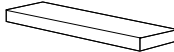
GRAD. COSTA RETTA

330x1200x40mm



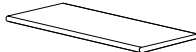
ANGOLO + TORO DX/SX

330x1200x40mm



GRADONE

400x1200mm



ISO 10545 RESULTS

2. DIMENSIONS AND SURFACE QUALITY

Conforms

3. WATER ABSORPTION

< 0.15%

4. FLEXURAL STRENGTH

> 47 N/mm²

6. DEEP ABRASION RESISTANCE

No rating

8. LINEAR THERMAL EXPANSION

No rating

9. THERMAL SHOCK RESISTANCE

No rating

10. MOISTURE EXPANSION

No rating

12. FROST RESISTANCE

Conforms

13. CHEMICAL RESISTANCE

Conforms

14. STAIN RESISTANCE

Class 4

SLIP RESISTANCE (DIN 51130-51097)

Natural R10 (A+B)

Anti Slip R11 (A+B+C)

MANUFACTURER CERTIFICATIONS:



EPD: Available

For LEED, BREEAM and WELL information, please ask for details. On request tiles can be tested to BS EN 16165:2021. HSE surface roughness and NCS Colour values are also available upon request. All sizes shown are nominal. Due to the printing process and differing screen values actual tile colours may vary. E&OE. © Solus Ceramics Limited 2024. 004.