

Marbalite 1

19 COLOURS | 6 FINISHES | 3 SIZES



LOS
LUS


Floor:
3MLB109

Marbalite 1

An exploration of sixteen different types of marble stone, Marbalite 1 offers user the authenticity of the natural material in the form of porcelain.




Floor:
3MLB108



Bronson
3MLB101



Wyatt
3MLB105



Vivian
3MLB102




Althaia
3MLB113



Aegeus
3MLB115




Elissa
3MLB116



Eliza
3MLB126



Evangeline
3MLB125




Xanthia
3MLB118



Nestor
3MLB117



Kyros
3MLB127



Zendo
3MLB124



Alethea
3MLB122




Roxane
3MLB114




Kinlough
3MLB108




Allegra
3MLB109



Marilee
3MLB123



Damaris
3MLB121



Zana
3MLB112



Floor:
3MLB109
Wall:
3MLB109

SIZES AND FINISHES

	600x600 8mm	600x1200 8mm	1200x1200 8mm
Bronson	■ ⊗	■ ⊗	
Wyatt	■ ⊗ ● \	■ ⊗ ● \	
Vivian	■ ⊗ ●	■ ⊗ ●	
Althaia	■ ⊗ ● \	■ ⊗ ● \	
Kinlough	■ ⊗	■ ⊗	
Roxane	■ ⊗	■ ⊗	
Allegra	■ ⊗ ● \	■ ⊗ ● \	
Zana	■	■	
Aegeus	■ ⊗	■ ⊗	
Elissa	■ ⊗ \	■ ⊗ \	
Nestor	■ ⊗	■ ⊗	
Xanthia	■ ⊗	■ ⊗	
Damaris	■ ⊗	■ ⊗	
Alethea	■ ⊗	■ ⊗	
Zendo	△ ⊗	△ ⊗	△ ⊗
Eliza	□ ⊗	□ ⊗	□ ⊗
Kyros	⊗	⊗	⊗
Evangeline	⊗	⊗	⊗
Marilee	△	△	△

■ Polished □ Polished Texture R9 (A) △ Polished Texture R10 (A+B)
 ⊗ Natural R9 (A) ● Natural R10 (A+B) \ Satin

Marbalite 1

APPEARANCE
Marble

MATERIAL
Porcelain

USAGE
Floors and Walls

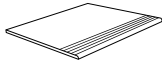
SHADE VARIATION
V2 - Light
V3 - Moderate

SPECIAL PIECES.
For more information contact our sales team.

BATTISCOPIA
90x600mm



GRADINO STEP
300x600mm



ISO 10545 RESULTS

2. DIMENSIONS AND SURFACE QUALITY
Conforms

3. WATER ABSORPTION
0.1 - 0.08%

4. FLEXURAL STRENGTH
45-48 N/mm²

6. DEEP ABRASION RESISTANCE
140 mm³

8. LINEAR THERMAL EXPANSION
7x10⁻⁶ °C

9. THERMAL SHOCK RESISTANCE
Conforms

10. MOISTURE EXPANSION
No rating

12. FROST RESISTANCE
Conforms

13. CHEMICAL RESISTANCE
Conforms

14. STAIN RESISTANCE
Conforms

**SLIP RESISTANCE
(DIN 51130-51097)**
Natural R9 (A)
Natural R10 (A+B)
Polished Texture R9 (A)
Polished Texture R10 (A+B)

MANUFACTURER CERTIFICATIONS:



EPD: Available
ISO 14001

For LEED, BREEAM and WELL information, please ask for details. On request tiles can be tested to BS EN 16165:2021. HSE surface roughness and NCS Colour values are also available upon request. All sizes shown are nominal. Due to the printing process and differing screen values actual tile colours may vary. E&OE. © Solus Ceramics Limited 2024. 012.

> 40%
Pre-consumer