


Marbalite

39 COLOURS | 6 FINISHES | 8 SIZES | 7 DECORS



S
O
L
U
S

Floor:
3MDL525
Wall:
3MDL525

Marbalite

Marbalite reflects the classic nature of traditional marble. Incredibly similar to quarried material, the veining and clouding of Marbalite will give any space an authentic natural ambience.



Floor:
3MDL546
Wall:
3MDL546

Marbalite



ABOVE
Floor:
3MDL513

RIGHT
Floor:
3MDL546



ABOVE
Floor:
3MDL523



Moreau
3MDL522



Griegg
3MDL269



Bredon
3MDL515



Leawood
3MDL266



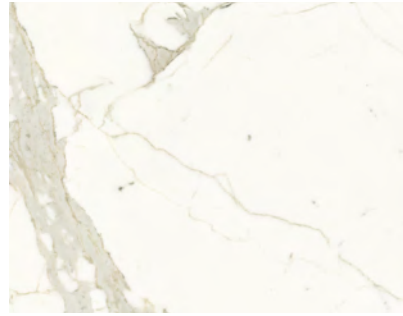
Valance
3MDL251




Esther
3MDL252



Equilla
3MDL250




Annmarie
3MDL531




Teagan
3MDL534




Manette
3MDL539



Levevre
3MDL523



Vedette
3MDL540



Brooke
3MDL530



Onine
3MDL255



Estelle
3MDL547




Crink
3MDL257



Carder
3MDL552



Aveyard
3MDL551




Ezra
3MDL550



Otilie
3MDL537



Alfie
3MDL528




Tabbot
3MDL520



Bellamy
3MDL512



Augustin
3MDL516



Anabelle
3MDL541




Ebbrell
3MDL272




Maryam
3MDL527



Issac
3MDL546



Mercier
3MDL524




Yacano
3MDL521



Durand
3MDL525




Bessie
3MDL543



Michella
3MDL532




Dubois
3MDL526



Pernella
3MDL542



Nyra
3MDL533



Dylan
3MDL268




Adler
3MDL513




Novama
3MDL509


BOOKMATCH OPTIONS




Aikem	Brinston
3MDL270	3MDL271
1500x3000x6mm	
Polished	



Prairie	Gardner
3MDL267	3MDL507
1500x3000x6mm	
Polished	



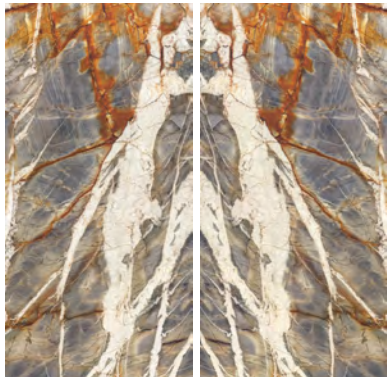
Salina	Hays
3MDL264	3MDL265
1500x3000x6mm	
Polished	



Fabarius	Wabbott
3MDL517	3MDL518
1500x3000x6mm	
Polished	



Juliean	Gelbero
3MDL535	3MDL536
1500x3000x6mm	
Polished	



Louis	Otto
3MDL544	3MDL545
1500x3000x6mm	
Polished	



Janie	Leila
3MDL548	3MDL549
1500x3000x6mm	
Natural R9 (A), Polished R9 (A)	

SIZES AND FINISHES

	375x750 6mm	750x750 6mm	750x1500 6mm	1000x1500 6mm	1200x1200 6mm	1200x2700 6mm	1500x1500 6mm	1500x3000 6mm
Moreau	○■	○■	○■				○■	○■
Griegg	○■\	○■\	○■\		○■\	○■\	○■\	○■\
Bredon	○■	○■	○■			■	○■	○■
Leawood	○■	○■	○■		○■	○■	○■	○■
Valance	○■	○■	○■	○■			○■	○■
Esther	○■	○■	○■	○■			○■	○■
Equilla	○■	○■	○■			■	○■	○■
Annmarie					○■	○■		
Teagan	○■	○■	○■				○■	○■
Manette	■	■	■				■	■
Levevre	■	■	■				■	■
Vedette	○■	○■	○■				○■	○■
Brooke	■	■	■				■	■
Onine	■	■	■				■	■
Estelle	○◆	○◆	○◆				○◆	
Crink	○■	○■	○■				○■	○■
Carder	△	△	△				△	△
Aveyard	\	\	\				\	\
Ezra	□	□	□				□	□
Otilie	○■	○■	○■				○■	○■

○ Natural R9 (A) △ Natural R10 (A+B) ■ Polished □ Polished Glint ◆ Polished R9 (A) \ Satin

SIZES AND FINISHES

	375x750 6mm	750x750 6mm	750x1500 6mm	1200x1200 6mm	1200x2700 6mm	1500x1500 6mm	1500x3000 6mm
Alfie	■	■	■			■	■
Tabbot	■	■	■			■	■
Bellamy	■ \	■ \	■ \			■ \	■ \
Augustin	■	■	■			■	■
Anabelle	■	■	■			■	■
Ebbrell	■ \	■ \	■ \			■ \	■ \
Maryam	■	■	■			■	■
Issac	□	□	□			□	□
Mercier	■	■	■			■	■
Yacano	■	■	■			■	■
Durand	■	■	■			■	■
Bessie	■	■	■			■	■
Michella	■	■	■			■	■
Dubois	⊙ ■	⊙ ■	⊙ ■	⊙ ■	⊙ ■	⊙ ■	⊙ ■
Pernella	■	■	■			■	■
Nyra	■ \	■ \	■ \			■ \	■ \
Dylan	⊙ ■ \	⊙ ■ \	⊙ ■ \	⊙ ■ \	⊙ ■ \	⊙ ■ \	⊙ ■ \
Adler	■ \	■ \	■ \	■ \	■ \	■ \	■ \
Novama	■ \	■ \	■ \	■ \	■ \	■ \	■ \

⊙ Natural R9 (A) △ Natural R10 (A+B) ■ Polished □ Polished Glint ◆ Polished R9 (A) \ Satin

APPEARANCE
Marble

MATERIAL
Porcelain

USAGE
Floors and Walls

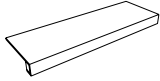
SHADE VARIATION
V3 - Moderate

SPECIAL PIECES
Available on request.
For more information contact our sales team.

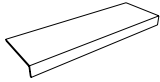
COVE BASE
100x750mm
100x1000mm
100x1200mm
100x1500mm



LINEAR BEVELLED STRAIGHT EDGE STEP
1000x350x40mm
1200x350x40mm
1500x350x40mm



LINEAR STRAIGHT EDGE "L" STEP
1000x350x40mm
1200x350x40mm
1500x350x40mm



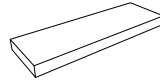
LINEAR BEVELLED STRAIGHT EDGE STEP WITH GROOVES
1000x350x40mm
1200x350x40mm
1500x350x40mm



LINEAR STRAIGHT EDGE "L" STEP WITH GROOVES
1000x350x40mm
1200x350x40mm
1500x350x40mm



LEFT OUTCORNER BEVELLED STRAIGHT EDGE STEP LEFT / RIGHT OUTCORNER STRAIGHT EDGE "L" STEP
1000x350x40mm
1200x350x40mm
1500x350x40mm



ISO 10545 RESULTS

2. DIMENSIONS AND SURFACE QUALITY
Conforms

3. WATER ABSORPTION
<0.1 - 0.08%

4. FLEXURAL STRENGTH
47-50 N/mm²

6. DEEP ABRASION RESISTANCE
140 mm³

8. LINEAR THERMAL EXPANSION
6 MK⁻¹

9. THERMAL SHOCK RESISTANCE
Conforms

10. MOISTURE EXPANSION
No rating

12. FROST RESISTANCE
Conforms

13. CHEMICAL RESISTANCE
Conforms

14. STAIN RESISTANCE
Conforms

SLIP RESISTANCE (DIN 51130-51097)
Natural R9 (A)
Natural R10 (A+B)
Polished R9 (A)

MANUFACTURER CERTIFICATIONS:



EPD: Available
ISO 14001

For LEED, BREEAM and WELL information, please ask for details. On request tiles can be tested to BS EN 16165:2021. HSE surface roughness and NCS Colour values are also available upon request. All sizes shown are nominal. Due to the printing process and differing screen values actual tile colours may vary. E&OE. © Solus Ceramics Limited 2024. 022.

