

Marmel

5 COLOURS | 4 FINISHES | 10 SIZES | 5 MOSAICS



S
+
LUS

Floor:
3MAR109

Marmel

A lightly veined marble-effect porcelain stoneware range, available in a wide range of sizes and finishes. Marmel comes in some truly breathtaking colours.

S
O
LUS 

Solus Plus ranges are responsibly sourced in line with the BES 6001 standard.

For more information, [click here](#)



Floor:
3MAR109

Marmel



ABOVE
Floor:
3MAR109
Wall:
3MAR109



ABOVE
Wall:
3MAR105



RIGHT
Floor:
3MAR109




MAR-Light
3MAR105




MAR-Cream
3MAR104



MAR-Dark
3MAR110



MAR-Bronze
3MAR109






















MAR-Black
3MAR111



Wall:
3MAR111

SIZES AND FINISHES

| |  |  |  |  |  |  |  |  |  |  |
|--|---|---|---|---|---|---|---|---|---|---|
| | 300x600 9mm | 600x600 9mm | 600x1200 6mm | 600x1200 9mm | 800x800 9mm | 800x1800 9mm | 1200x1200 6mm | 1200x2400 6mm | 1200x2800 6mm | 1600x3200 6mm |
|  MAR-Light | \ | \ | ◆ \▲ | ◆ \ | \ | ◆ \ | ◆ \▲ | ◆ \▲ | ◆ \▲ | |
|  MAR-Cream | \ | \ | ◆ \▲ | ◆ \ | \ | ◆ \ | ◆ \▲ | ◆ \▲ | ◆ \▲ | ♥ ◆ |
|  MAR-Dark | \ | \ | | ◆ \ | \ | ◆ \ | | | | |
|  MAR-Bronze | ♥ | ♥ | | ◆ ♥ | ♥ | ◆ ♥ | | | | |
|  MAR-Black | ♥ | ♥ | ◆ ▲ | ◆ ♥ | ♥ | ◆ ♥ | ◆ ▲ | ◆ ▲ | | ♥ ◆ |

 Satin R9
  Matt
  Polished
  Matt R10 (A+B)


MOSAICS




MAR-Light Mosaic A
3MAR105M107
300x300x9mm (50x50 chips)
Satin R9




MAR-Cream Mosaic A
3MAR104M101
300x300x9mm (50x50 chips)
Satin R9




MAR-Dark Mosaic A
3MAR110M128
300x300x9mm (50x50 chips)
Satin R9



MAR-Bronze Mosaic A
3MAR109M122
300x300x9mm (50x50 chips)
Matt




MAR-Black Mosaic A
3MAR111M134
300x300x9mm (50x50 chips)
Matt



MAR-Light Mosaic C
3MAR105M109
300x300x6mm (75x75 chips)
Polished
Satin R9




MAR-Cream Mosaic C
3MAR104M103
300x300x6mm (75x75 chips)
Polished
Satin R9



MAR-Black Mosaic C
3MAR111M136
300x300x6mm (75x75 chips)
Polished

MOSAICS



MAR-Black Mosaic C
3MAR111M136
300x300x6mm (75x75 chips)
Polished



MAR-Cream Mosaic D
3MAR104M104
300x300x6mm (75x150 chips)
Polished
Satin R9




MAR-Light Mosaic D
3MAR105M110
300x300x6mm (75x150 chips)
Polished
Satin R9




MAR-Bronze Mosaic D
3MAR109M125
300x300x6mm (75x150 chips)
Matt



MAR-Black Mosaic D
3MAR111M137
300x300x6mm (75x150 chips)
Polished



MAR-Cream Mosaic E
3MAR104M105
300x600x9mm
Satin R9



MAR-Light Mosaic E
3MAR105M111
300x600x9mm
Satin R9



MAR-Dark Mosaic E
3MAR110M132
300x600x9mm
Satin R9



MOSAICS




MAR-Bronze Mosaic E

3MAR109M126

300x600x9mm

Matt



MAR-Black Mosaic E

3MAR111M138

300x600x9mm

Polished
Matt

Marmel

APPEARANCE

Marble

MATERIAL

Porcelain

USAGE

Floors and Walls

SHADE VARIATION

V3 - Moderate

SPECIAL PIECES

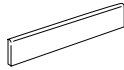
Other pieces available on request.

For more information contact our sales team.

BATTISCOPIA

46x800x6mm

46x600x9mm



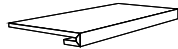
COVE BASE

150x400x9mm



GRADINO

330x1200x30mm



ANGOLO GRADINO SX/DX

330x1200x30mm



QUARTER ROUND

12x300x9mm



ANGOLO QUARTER ROUND

12x312x9mm



ISO 10545 RESULTS

2. DIMENSIONS AND SURFACE QUALITY

Conforms

3. WATER ABSORPTION

≤ 0.08%

4. FLEXURAL STRENGTH

50-52 N/mm²

6. DEEP ABRASION RESISTANCE

140 mm³

8. LINEAR THERMAL EXPANSION

No rating

9. THERMAL SHOCK RESISTANCE

Conforms

10. MOISTURE EXPANSION

No rating

12. FROST RESISTANCE

Conforms

13. CHEMICAL RESISTANCE

Conforms

14. STAIN RESISTANCE

Conforms

SLIP RESISTANCE (DIN 51130-51097)

Satin R9

Matt R10 (A+B)

CERTIFICATIONS:



BES 819709

EPD: Available

ISO 14001

SASO-Approved

For LEED, BREEAM and WELL information, please ask for details. On request tiles can be tested to BS EN 16165:2021. HSE surface roughness and NCS Colour values are also available upon request. All sizes shown are nominal. Due to the printing process and differing screen values actual tile colours may vary. E&OE. © Solus Ceramics Limited 2025. 006.



Solus Plus ranges are responsibly sourced in line with the BES 6001 standard for the responsible sourcing of construction products.

BIRMINGHAM
Unit 1 Cole River Park
Warwick Road B11 2QX

LONDON
80 Clerkenwell Road
EC1M 5RJ

MANCHESTER
14 Kennedy Street
M2 4BY

solusceramics.com
+44 (0)121 753 0777
sales@solusceramics.com

The logo consists of the word "SOLUS" in a large, white, sans-serif font, stacked vertically. To the right of the word "SOLUS" is a green circular icon containing a white plus sign (+).

SOLUS

About Solus Plus

Solus Plus is our new mark of assurance for responsibly sourced products. Built on the rigorous standards of BES 6001, it highlights collections produced by factories that demonstrate industry-leading sustainability across their entire supply chain, from raw material extraction to final delivery.

When specified through Solus, these products can contribute valuable credits toward BREEAM, LEED and WELL certification, helping you meet your environmental targets without compromising on quality or design. Look for the Solus Plus symbol to specify with confidence.

[Visit our website to learn more.](#)

[Back to top](#)