

Milestone

4 COLOURS | 3 FINISHES | 4 SIZES | 2 MOSAICS



S
O
L
U
S

Floor:
3WZH101

Milestone


Milestone is a highly speckled porcelain range that evokes qualities typically observed in Limestone. Tiles feature a variety of authentic natural features such as speckles, veins and random tonal differences.



Floor:
3WZH104




Floor:
3WZH102



Discovery
3WZH101









Landmark
3WZH102






Progress
3WZH103

Chapter
3WZH104

SIZES AND FINISHES

| |  |  |  |  |
|---|---|---|---|---|
| | 300x600 9mm | 600x600 9mm | 600x1200 9mm | 600x1200 20mm |
|  Discovery | ♥ ■ △ | ♥ ■ △ | ♥ ■ △ | △ |
|  Landmark | ♥ ■ △ | ♥ ■ △ | ♥ ■ △ | △ |
|  Progress | ♥ ■ △ | ♥ ■ △ | ♥ ■ △ | |
|  Chapter | ♥ ■ △ | ♥ ■ △ | ♥ ■ △ | △ |

 Natural R10
  Honed Polished
  Anti Slip R11

MOSAICS



Mosaic A
 Available in all colours
 300x300mm (60x60mm chips)
 Matt - All colours
 Honed Polished - On request
 Anti Slip R11 - On request



Mosaic B
 Available in all colours
 300x300x9mm (100x100mm chips)
 Matt - All colours
 Honed Polished - On request
 Anti Slip R11 - On request

Milestone

APPEARANCE

Limestone

MATERIAL

Porcelain

USAGE

Floors and Walls

SHADE VARIATION

V4 - Heavy

SPECIAL PIECES

Available in all colours.

For more information contact our sales team.

BATTISCOPIA

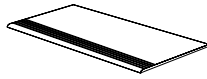
90x600mm



GRADINO

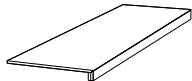
300x600mm

300x1200mm



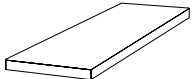
GRADONE (ASSEMBLATO)

330x1200mm



ANGOLARE (ASSEMBLATO)

330x1200mm



ISO 10545 RESULTS

2. DIMENSIONS AND SURFACE QUALITY

Conforms

3. WATER ABSORPTION

< 0.1%

4. FLEXURAL STRENGTH

> 45 N/mm²

6. DEEP ABRASION RESISTANCE

< 150 mm³

8. LINEAR THERMAL EXPANSION

$6 \times 10^{-6} \text{ } ^\circ\text{C}$

9. THERMAL SHOCK RESISTANCE

No rating

10. MOISTURE EXPANSION

No rating

12. FROST RESISTANCE

Conforms

13. CHEMICAL RESISTANCE

Conforms

14. STAIN RESISTANCE

Conforms

SLIP RESISTANCE (DIN 51130)

Natural R10

Anti Slip R11

MANUFACTURER CERTIFICATIONS:



EPD: Available

ISO 14001

For LEED, BREEAM and WELL information, please ask for details. On request tiles can be tested to BS EN 16165:2021. HSE surface roughness and NCS Colour values are also available upon request. All sizes shown are nominal. Due to the printing process and differing screen values actual tile colours may vary. E&OE. © Solus Ceramics Limited 2024. 007.