

40 COLOURS | 2 FINISHES | 3 SIZES | 3 DECORS

Modular

S
LUS



Wall:
5QNA373

Modular


Modular is a colourful array of wall tiles that can help create both beautiful classic designs and contemporary chic. Colours range from rich cherry reds to paler shades of coral and mauve.




Wall:
5QNA353



White *
5QNA368




Pearl Grey *
5QNA325



Silver Grey *
5QNA326




Steel Grey
5QNA327




Lead Grey *
5QNA328




Deep Grey
5QNA329




Pegasus
5QNA330




Black *
5QNA373



Crystal Blue
5QNA357




Ice Blue *
5QNA353




Sky Blue
5QNA354



Caribbean
5QNA358



Atlas Blue *
5QNA355



Petrol Blue *
5QNA360



Arctic Blue
5QNA506



Sea Green *
5QNA367



Victorian *
5QNA364




Water Green *
5QNA365




Grey Sage
5QNA507



Safari Green
5QNA508



Argil Green
5QNA509



Savannah Grey
5QNA510




Taupe *
5QNA511



Bahama Beige
5QNA337




Kalahari *
5QNA340




Greige *
5QNA512




Gemstone Beige
5QNA516



Natural Pearl
5QNA513



Jasmine *
5QNA331




Pearl *
5QNA514




Pure Yellow *
5QNA369




Mustard
5QNA341



Amber *
5QNA338




Tangerine *
5QNA334



Terracotta
5QNA515




Carmine
5QNA370



Fantasia
5QNA351



Purple
5QNA352



Burgundy *
5QNA349




Mocha
5QNA345




NOTES

* Available as 200x200mm scored mosaic decors shown below.
For more information please call our sales team.


SCORED MOSAIC DECORS



Decor A
100x100mm



Decor A4
50x50mm



Decor A6
25x25mm

SIZES AND FINISHES

	100x300 7mm	200x200 6mm	300x300 7mm		100x300 7mm	200x200 6mm	300x300 7mm
White *	\	\ △	\	Argil Green		\	
Pearl Grey *	\	\ △	\	Savannah Grey		\	
Silver Grey *		\ △	\	Taupe *	\	\ △	\
Steel Grey	\	\	\	Bahama Beige		\	
Lead Grey *		\ △	\	Kalahari *		\	
Deep Grey	\	\		Greige *		\ △	
Pegasus		\		Gemstone Beige		\	
Black *	\	\ △	\	Natural Pearl	\	\	\
Crystal Blue		\		Jasmine *	\	\ △	\
Ice Blue *		\ △	\	Pearl *	\	\	
Sky Blue	\	\		Pure Yellow *	\	\	
Caribbean		\		Mustard		\	
Atlas Blue *		\		Amber *		\	
Petrol Blue *	\	\		Tangerine *	\	\	
Arctic Blue		\		Terracotta		\	
Sea Green *	\	\		Carmine	\	\	
Victorian *		\		Fantasia	\	\	
Water Green *	\	\ △		Purple		\	
Grey Sage	\	\		Burgundy *	\	\	
Safari Green	\	\		Mocha		\	

\ Satin △ Anti Slip R10 (A+B)

NOTES

* Available as 200x200mm scored mosaic decors.
For more information please call our sales team.

Modular

APPEARANCE

Mono Colour

MATERIAL

Porcelain

USAGE

Floors and Walls

SHADE VARIATION

V2 - Light

SPECIAL PIECES

Many trims and special pieces are available in all colours.
For more information contact our sales team.

ISO 10545 RESULTS

2. DIMENSIONS AND SURFACE QUALITY

Conforms

3. WATER ABSORPTION

≤ 1.5%

4. FLEXURAL STRENGTH

40 N/mm²

6. DEEP ABRASION RESISTANCE

No rating

8. LINEAR THERMAL EXPANSION

No rating

9. THERMAL SHOCK RESISTANCE

Conforms

10. MOISTURE EXPANSION

No rating

12. FROST RESISTANCE

Conforms

13. CHEMICAL RESISTANCE

Conforms

14. STAIN RESISTANCE

Class 5

SLIP RESISTANCE (DIN 51130-51097)

Anti Slip R10 (A+B)

MANUFACTURER CERTIFICATIONS:



EPD: Available

ISO 14001

For LEED, BREEAM and WELL information, please ask for details. On request tiles can be tested to BS EN 16165:2021. HSE surface roughness and NCS Colour values are also available upon request. All sizes shown are nominal. Due to the printing process and differing screen values actual tile colours may vary. E&OE. © Solus Ceramics Limited 2026. 016.