

39 COLOURS | 2 FINISHES | 3 SIZES | 3 DECORS

# Modular

S  
LUS



Wall:  
5QNA373

# Modular


Modular is a colourful array of wall tiles that can help create both beautiful classic designs and contemporary chic. Colours range from rich cherry reds to paler shades of coral and mauve.




Wall:  
5QNA353



White \*  
5QNA368




Pearl Grey \*  
5QNA325



Silver Grey \*  
5QNA326




Steel Grey  
5QNA327




Lead Grey \*  
5QNA328




Deep Grey  
5QNA329



Pegasus  
5QNA330




Black \*  
5QNA373



Crystal Blue  
5QNA357




Ice Blue \*  
5QNA353



Sky Blue  
5QNA354



Caribbean  
5QNA358



Atlas Blue \*  
5QNA355



Petrol Blue \*  
5QNA360



Artic Blue  
5QNA506



Sea Green \*  
5QNA367



Victorian \*  
5QNA364




Water Green \*  
5QNA365




Grey Sage  
5QNA507



Safari Green  
5QNA508



Argil Green  
5QNA509



Savannah Grey  
5QNA510




Taupe \*  
5QNA511



Bahama Beige  
5QNA337




Kalahari \*  
5QNA340




Greige \*  
5QNA512




Gemstone Beige  
5QNA516



Natural Pearl  
5QNA513



Jasmine \*  
5QNA331




Pearl \*  
5QNA514



Pure Yellow \*  
5QNA369



Mustard  
5QNA341



Tangerine \*  
5QNA334



Terracotta  
5QNA515




Carmine  
5QNA370



Fantasia  
5QNA351



Purple  
5QNA352



Burgundy \*  
5QNA349




Mocha  
5QNA345




## NOTES

\* Available as 200x200mm scored mosaic decors shown below.  
For more information please call our sales team.


## SCORED MOSAIC DECORS



Decor A  
100x100mm



Decor A4  
50x50mm



Decor A6  
25x25mm

## SIZES AND FINISHES

|                | 100x300<br>7mm | 200x200<br>6mm | 300x300<br>7mm | 100x300<br>7mm | 200x200<br>6mm | 300x300<br>7mm |
|----------------|----------------|----------------|----------------|----------------|----------------|----------------|
| White *        | \              | \ △            | \              |                | \              |                |
| Pearl Grey *   | \              | \ △            | \              |                |                |                |
| Silver Grey *  |                | \ △            | \              |                |                |                |
| Steel Grey     | \              | \              | \              |                |                |                |
| Lead Grey *    |                | \ △            | \              |                |                |                |
| Deep Grey      | \              | \              |                |                |                |                |
| Pegasus        |                | \              |                |                |                |                |
| Black *        | \              | \ △            | \              |                |                |                |
| Crystal Blue   |                | \              |                |                |                |                |
| Ice Blue *     |                | \ △            | \              |                |                |                |
| Sky Blue       | \              | \              |                |                |                |                |
| Caribbean      |                | \              |                |                |                |                |
| Atlas Blue *   |                | \              |                |                |                |                |
| Petrol Blue *  | \              | \              |                |                |                |                |
| Arctic Blue    |                | \              |                |                |                |                |
| Sea Green *    | \              | \              |                |                |                |                |
| Victorian *    |                | \              |                |                |                |                |
| Water Green *  | \              | \ △            |                |                |                |                |
| Grey Sage      | \              | \              |                |                |                |                |
| Safari Green   | \              | \              |                |                |                |                |
| Argil Green    |                | \              |                |                |                |                |
| Savannah Grey  |                | \              |                |                |                |                |
| Taupe *        | \              | \ △            | \              |                |                |                |
| Bahama Beige   |                | \              |                |                |                |                |
| Kalahari *     |                | \              |                |                |                |                |
| Greige *       |                | \ △            |                |                |                |                |
| Gemstone Beige |                | \              |                |                |                |                |
| Natural Pearl  | \              | \              | \              |                |                |                |
| Jasmine *      | \              | \ △            | \              |                |                |                |
| Pearl *        | \              | \              | \              |                |                |                |
| Pure Yellow *  | \              | \              | \              |                |                |                |
| Mustard        |                | \              |                |                |                |                |
| Tangerine *    | \              | \              | \              |                |                |                |
| Terracotta     |                | \              |                |                |                |                |
| Carmine        | \              | \              | \              |                |                |                |
| Fantasia       | \              | \              | \              |                |                |                |
| Purple         |                | \              | \              |                |                |                |
| Burgundy *     | \              | \              | \              |                |                |                |
| Mocha          |                | \              | \              |                |                |                |

\ Satin    △ Anti Slip R10 (A+B)

## NOTES

\* Available as 200x200mm scored mosaic decors.  
For more information please call our sales team.

# Modular

---

## APPEARANCE

Mono Colour

## MATERIAL

Porcelain

## USAGE

Floors and Walls

## SHADE VARIATION

V2 - Light

## SPECIAL PIECES

Many trims and special pieces are available in all colours.  
For more information contact our sales team.

## ISO 10545 RESULTS

---

### 2. DIMENSIONS AND SURFACE QUALITY

Conforms

---

### 3. WATER ABSORPTION

≤ 1.5%

---

### 4. FLEXURAL STRENGTH

40 N/mm<sup>2</sup>

---

### 6. DEEP ABRASION RESISTANCE

No rating

---

### 8. LINEAR THERMAL EXPANSION

No rating

---

### 9. THERMAL SHOCK RESISTANCE

Conforms

---

### 10. MOISTURE EXPANSION

No rating

---

### 12. FROST RESISTANCE

Conforms

---

### 13. CHEMICAL RESISTANCE

Conforms

---

### 14. STAIN RESISTANCE

Class 5

---

### SLIP RESISTANCE (DIN 51130-51097)

Anti Slip R10 (A+B)

---

## MANUFACTURER CERTIFICATIONS:



EPD: Available

ISO 14001

For LEED, BREEAM and WELL information, please ask for details. On request tiles can be tested to BS EN 16165:2021. HSE surface roughness and NCS Colour values are also available upon request. All sizes shown are nominal. Due to the printing process and differing screen values actual tile colours may vary. E&OE. © Solus Ceramics Limited 2026. 017.