

Monarch

3 COLOURS | 2 FINISHES | 5 SIZES



S
O
LUS

Floor:
2KVC103

Monarch

Beautifully reflecting the undulating appearance of authentic basalt, Monarch features a trio of core products in shades of charcoal, smoke and ivory.



Floor:
2KVC103



Sheik
2KVC103



Emperor
2KVC102



Supremacy
2KVC101



Floor:
2KVC101

SIZES AND FINISHES

	600x1200 5.6mm	800x800 10mm	1000x3000 3.5mm	1200x1200 5.6mm	1200x3600 5.6mm
Sheik	●	● △	●	●	●
Emperor	●		●	●	●
Supremacy	●		●	●	●

● Matt R9 (A) △ Anti Slip R11 (A+B+C)

NOTES

To avoid lippage we recommend the use of self-levelling spacers

APPEARANCE

Basalt

MATERIAL

Porcelain

USAGE

Floors and Walls

SHADE VARIATION

V3 - Moderate

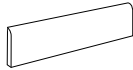
SPECIAL PIECES

Available in all colours.

For more information contact our sales team.

RODAPIÉ

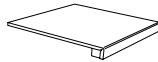
80x600mm



ESCUADRA

300x300mm

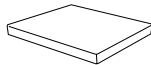
300x1200mm



ESCUADRA ANG.

300x300mm

300x1200mm



ISO 10545 RESULTS

2. DIMENSIONS AND SURFACE QUALITY

Conforms

3. WATER ABSORPTION

$\leq 0.3\%$

4. FLEXURAL STRENGTH

$> 45 \text{ N/mm}^2$

6. DEEP ABRASION RESISTANCE

No rating

8. LINEAR THERMAL EXPANSION

No rating

9. THERMAL SHOCK RESISTANCE

Conforms

10. MOISTURE EXPANSION

No rating

12. FROST RESISTANCE

Conforms

13. CHEMICAL RESISTANCE

Conforms

14. STAIN RESISTANCE

Class 5

SLIP RESISTANCE (DIN 51130-51097)

Matt R9 (A)

Anti Slip R11 (A+B+C)

MANUFACTURER CERTIFICATIONS:

ISO 14001

For LEED, BREEAM and WELL information, please ask for details. On request tiles can be tested to BS EN 16165:2021. HSE surface roughness and NCS Colour values are also available upon request. All sizes shown are nominal. Due to the printing process and differing screen values actual tile colours may vary. E&OE. © Solus Ceramics Limited 2026. 004.