

# Montedoria

18 COLOURS | 10 FINISHES | 4 SIZES



S  
O  
L  
U  
S

Wall:  
5MON555



# Montedoria

Montedoria offers a well proportioned 50x200mm ceramic tile collection, in 18 contemporary colour tones and three versatile and intriguing forms. Beautifully reflecting the light, the products are available in irregular, bevelled, and rectangular forms.



Wall:  
5MON554






Wall:  
5MON503

## GLOSS COLOURS




MON-Snow  
5MON551




MON-Orange  
5MON552



MON-Fire  
5MON553




MON-Teal  
5MON556




MON-Forest  
5MON555



MON-Raven  
5MON554



MON-Marine  
5MON557



MON-Aqua  
5MON561




MON-Grass  
5MON559



MON-Smoke  
5MON562




MON-Dark  
5MON558



MON-Purple  
5MON560

## SATIN COLOURS




MON-White  
5MON501




MON-Peach  
5MON502



MON-Blush  
5MON503



MON-Cyan  
5MON506




MON-Green  
5MON505



MON-Ash  
5MON504



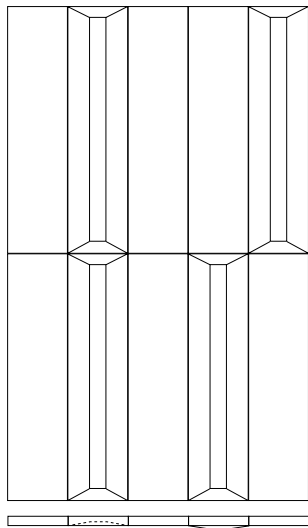
## FINISHES



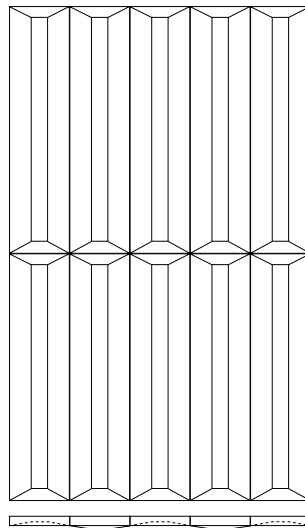
Flat

Contour

Arch



Mixed  
Mix of Flat, Contour  
and Arch



Wave  
Mix of Contour  
and Arch

## SIZES AND FINISHES

	50x200 7mm	50x200 8.5mm	50x400 7mm	50x400 8.5mm
MON-Snow	△○	◇\□	△○	◇\□
MON-Orange	△○	◇\□	△○	◇\□
MON-Fire	△○	◇\□	△○	◇\□
MON-Teal	△○	◇\□	△○	◇\□
MON-Forest	△○	◇\□	△○	◇\□
MON-Raven	△○	◇\□	△○	◇\□
MON-Marine			△○	◇\□
MON-Aqua			△○	◇\□
MON-Grass			△○	◇\□
MON-Smoke			△○	◇\□
MON-Dark			△○	◇\□
MON-Purple			△○	◇\□
MON-White	▲●	◆\■		
MON-Peach	▲●	◆\■		
MON-Blush	▲●	◆\■		
MON-Cyan	▲●	◆\■		
MON-Green	▲●	◆\■		
MON-Ash	▲●	◆\■		

▲ Satin Flat   ● Satin Contour   ◆ Satin Arch   \ Satin Mixed   ■ Satin Wave  
 △ Gloss Flat   ○ Gloss Contour   ◇ Gloss Arch   \ Gloss Mixed   □ Gloss Wave

## APPEARANCE

Mono Colour

## MATERIAL

Ceramic

## USAGE

Walls only


## SPECIAL PIECES

Available in all colours.

For more information contact our sales team.

## QUADRA

200x25mm



## ISO 10545 RESULTS

### 2. DIMENSIONS AND SURFACE QUALITY

Conforms

### 3. WATER ABSORPTION

$0.5\% < E_b \leq 3.0\%$

### 4. FLEXURAL STRENGTH

30 N/mm<sup>2</sup>

### 6. DEEP ABRASION RESISTANCE

No rating

### 8. LINEAR THERMAL EXPANSION

$< 6.9 \times 10^{-6} / ^\circ\text{C}$

### 9. THERMAL SHOCK RESISTANCE

Conforms

### 10. MOISTURE EXPANSION

$< 0.04\%$

### 12. FROST RESISTANCE

Conforms

### 13. CHEMICAL RESISTANCE

Conforms


### 14. STAIN RESISTANCE

Class 3

## MANUFACTURER CERTIFICATIONS:

EPD: Available

For LEED, BREEAM and WELL information, please ask for details. NCS Colour values are available upon request.  
All sizes shown are nominal. Due to the printing process and differing screen values actual tile colours may vary. E&OE.  
© Solus Ceramics Limited 2024. 002b.

 Up to 30%  
Pre-consumer