

Motif

5 COLOURS | 2 FINISHES | 9 SIZES | 1 MOSAIC



S
LUS

Floor:
3MTF101

Motif

Classic marble aesthetics reimagined with warmth and versatility. Motif is a full-body porcelain with mosaics and sizes for every scale.



S
LUS



Solus Plus ranges are responsibly sourced in line with the BES 6001 standard.

For more information, [click here](#)

Floor:
3MTF105
Wall:
3MTF105



ABOVE
Floor:
3MTF103
Wall:
3MTF103


RIGHT
Wall:
3MTF102



ABOVE
Floor:
3MTF104



MTF-Cream
3MTF104



MTF-Beige
3MTF103



MTF-Grey
3MTF102



MTF-Brown
3MTF105



MTF-Dark
3MTF101

MOSAICS



MTF-Cream Mosaic
3MTF104M001
300x300x8mm (47x47 chips)
Natural R10 (A+B)




MTF-Beige Mosaic
3MTF103M001
300x300x8mm (47x47 chips)
Natural R10 (A+B)



MTF-Grey Mosaic
3MTF102M001
300x300x8mm (47x47 chips)
Natural R10 (A+B)



MTF-Brown Mosaic
3MTF105M001
300x300x8mm (47x47 chips)
Natural R10 (A+B)











MTF-Dark Mosaic
3MTF101M001
300x300x8mm (47x47 chips)
Natural R10 (A+B)



Floor:
3MTF104

SIZES AND FINISHES

									
300x600 8mm	600x600 8mm	600x600 20mm	600x1200 8mm	600x1200 20mm	750x750 6mm	750x1500 6mm	1000x1000 6mm	1000x1000 20mm	
All colours ♥	♥	△	♥	△	♥	♥	♥	♥	△
						♥ Natural R10 (A+B)		△ Anti Slip R11 (A+B+C)	

APPEARANCE

Marble

MATERIAL

Porcelain - Full Body

USAGE

Floors and Walls

SHADE VARIATION

V3 - Moderate

ISO 10545 RESULTS

2. DIMENSIONS AND SURFACE QUALITY

Conforms

3. WATER ABSORPTION

$\leq 0.05\%$

4. FLEXURAL STRENGTH

$> 42-48 \text{ N/mm}^2$

6. DEEP ABRASION RESISTANCE

$< 140 \text{ mm}^3$

8. LINEAR THERMAL EXPANSION

7 MK^{-1}

9. THERMAL SHOCK RESISTANCE

Conforms

10. MOISTURE EXPANSION

No rating

12. FROST RESISTANCE

Conforms

13. CHEMICAL RESISTANCE

Conforms

14. STAIN RESISTANCE

Class 5

SLIP RESISTANCE (DIN 51130-51097)

Natural R10 (A+B)
Anti Slip R11 (A+B+C)

CERTIFICATIONS:



EPD: Available
ISO 14001

BES 819709

For LEED, BREEAM and WELL information, please ask for details. On request tiles can be tested to BS EN 16165:2021. HSE surface roughness and NCS Colour values are also available upon request. All sizes shown are nominal. Due to the printing process and differing screen values actual tile colours may vary. E&OE. © Solus Ceramics Limited 2025. 001.

The logo consists of the word "SOLUS" in a large, white, sans-serif font, stacked vertically. To the right of the word "SOLUS" is a green circular icon containing a white plus sign (+).

SOLUS

About Solus Plus

Solus Plus is our new mark of assurance for responsibly sourced products. Built on the rigorous standards of BES 6001, it highlights collections produced by factories that demonstrate industry-leading sustainability across their entire supply chain, from raw material extraction to final delivery.

When specified through Solus, these products can contribute valuable credits toward BREEAM, LEED and WELL certification, helping you meet your environmental targets without compromising on quality or design. Look for the Solus Plus symbol to specify with confidence.

[Visit our website to learn more.](#)

[Back to top](#)