

# Odyssey

5 COLOURS | 3 FINISHES | 5 SIZES



S  
O  
L  
U  
S

Floor:  
20DY105  
Wall:  
20DY105

# Odyssey

Interpreting the aesthetics of rock, stone, and sand, Odyssey's five neutral shades are offered in three finishes and a variety of sizes.



Floor:  
20DY105  
Wall:  
20DY105

# Odyssey



ABOVE  
Floor:  
20DY101  
Wall:  
20DY101



RIGHT  
Floor:  
20DY103  
Wall:  
20DY103



Floor:  
20DY102  
Wall:  
20DY102



ODY-White  
20DY103




ODY-Cream  
20DY104



ODY-Grey  
20DY102



ODY-Fawn  
20DY105













ODY-Ash  
20DY101



Floor:  
20DY104  
Wall:  
20DY104  
20DY104m104

## SIZES AND FINISHES

	 300x600 9mm	 600x600 9mm	 600x600 20mm	 600x1200 9mm	 600x1200 20mm
 ODY-White	♥	♥		♥ ▲	
 ODY-Cream	♥	♥	△	♥ ▲	△
 ODY-Grey	♥	♥	△	♥ ▲	△
 ODY-Fawn	♥	♥	△	♥ ▲	△
 ODY-Ash	♥	♥	△	♥ ▲	

♥ Natural R10    ▲ Anti Slip R11    △ Anti Slip R11 (A+B+C)

## APPEARANCE

Limestone

## MATERIAL

Porcelain

## USAGE

Floors and Walls

## SHADE VARIATION

V4 - Heavy

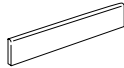
## SPECIAL PIECES

Available in all colours.

For more information contact our sales team.

## BATTISCOPIA

70x600x9mm



## ISO 10545 RESULTS

### 2. DIMENSIONS AND SURFACE QUALITY

Conforms

### 3. WATER ABSORPTION

$\leq 0.2\%$

### 4. FLEXURAL STRENGTH

$> 35 \text{ N/mm}^2$

### 6. DEEP ABRASION RESISTANCE

$< 175 \text{ mm}^3$

### 8. LINEAR THERMAL EXPANSION

$< 7.0 \times 10^{-6} \text{ }^\circ\text{C}$

### 9. THERMAL SHOCK RESISTANCE

Conforms

### 10. MOISTURE EXPANSION

$\leq 0.01\% (0.1 \text{ mm/m})$

### 12. FROST RESISTANCE

Conforms

### 13. CHEMICAL RESISTANCE

Conforms

### 14. STAIN RESISTANCE

Conforms

### SLIP RESISTANCE (DIN 51130-51097)

Natural R10

Anti Slip R11

Anti Slip R11 (A+B+C)

## MANUFACTURER CERTIFICATIONS:

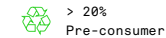
EPD: Available

### Declare.

ISO 14001

ISO 17889-1

For LEED, BREEAM and WELL information, please ask for details. On request tiles can be tested to BS EN 16165:2021. HSE surface roughness and NCS Colour values are also available upon request. All sizes shown are nominal. Due to the printing process and differing screen values actual tile colours may vary. E&OE. © Solus Ceramics Limited 2024. 005.



$> 20\%$

Pre-consumer

## BIRMINGHAM

Unit 1 Cole River Park  
Warwick Road B11 2QX

## LONDON

80 Clerkenwell Road  
EC1M 5RJ

## MANCHESTER

14 Kennedy Street  
M2 4BY

[solusceramics.com](http://solusceramics.com)

+44 (0)121 753 0777

[sales@solusceramics.com](mailto:sales@solusceramics.com)