

Odyssey

5 COLOURS | 3 FINISHES | 5 SIZES



S
LUS



Floor:
20DY105
Wall:
20DY105

Odyssey

Interpreting the aesthetics of rock, stone, and sand, Odyssey's five neutral shades are offered in three finishes and a variety of sizes.



S
LUS



Solus Plus ranges are responsibly sourced in line with the BES 6001 standard.

For more information, [click here](#)

Floor:
20DY105
Wall:
20DY105

Odyssey



ABOVE
Floor:
20DY101
Wall:
20DY101



RIGHT
Floor:
20DY103
Wall:
20DY103



Floor:
20DY102
Wall:
20DY102



ODY-White
20DY103




ODY-Cream
20DY104



ODY-Grey
20DY102



ODY-Fawn
20DY105





ODY-Ash
20DY101



Floor:
20DY104
Wall:
20DY104
20DY104m104

SIZES AND FINISHES

					
	300x600 9mm	600x600 9mm	600x600 20mm	600x1200 9mm	600x1200 20mm
 ODY-White	♥	♥		♥ ▲	
 ODY-Cream	♥	♥	△	♥ ▲	△
 ODY-Grey	♥	♥	△	♥ ▲	△
 ODY-Fawn	♥	♥	△	♥ ▲	△
 ODY-Ash	♥	♥	△	♥ ▲	

♥ Natural R10 ▲ Anti Slip R11 △ Anti Slip R11 (A+B+C)

APPEARANCE
Limestone

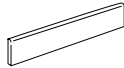
MATERIAL
Porcelain

USAGE
Floors and Walls

SHADE VARIATION
V4 - Heavy

SPECIAL PIECES
Available in all colours.
For more information contact our sales team.

BATTISCOPA
70x600x9mm



ISO 10545 RESULTS

2. DIMENSIONS AND SURFACE QUALITY
Conforms

3. WATER ABSORPTION
 $\leq 0.2\%$

4. FLEXURAL STRENGTH
 $> 35 \text{ N/mm}^2$

6. DEEP ABRASION RESISTANCE
 $< 175 \text{ mm}^3$

8. LINEAR THERMAL EXPANSION
 $< 7.0 \times 10^{-6} \text{ }^\circ\text{C}$

9. THERMAL SHOCK RESISTANCE
Conforms

10. MOISTURE EXPANSION
 $\leq 0.01\% \text{ (} 0.1 \text{ mm/m)}$

12. FROST RESISTANCE
Conforms

13. CHEMICAL RESISTANCE
Conforms

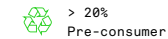
14. STAIN RESISTANCE
Conforms

**SLIP RESISTANCE
(DIN 51130-51097)**
Natural R10
Anti Slip R11
Anti Slip R11 (A+B+C)

CERTIFICATIONS:



For LEED, BREEAM and WELL information, please ask for details. On request tiles can be tested to BS EN 16165:2021. HSE surface roughness and NCS Colour values are also available upon request. All sizes shown are nominal. Due to the printing process and differing screen values actual tile colours may vary. E&OE. © Solus Ceramics Limited 2025. 005.



The logo consists of the word "SOLUS" in a large, white, sans-serif font, stacked vertically. To the right of the middle "O" is a green circular icon containing a white plus sign (+). The background of the entire page is a photograph of large piles of sand and gravel in an industrial setting, with a vertical metal beam in the center.

SOLUS

About Solus Plus

Solus Plus is our new mark of assurance for responsibly sourced products. Built on the rigorous standards of BES 6001, it highlights collections produced by factories that demonstrate industry-leading sustainability across their entire supply chain, from raw material extraction to final delivery.

When specified through Solus, these products can contribute valuable credits toward BREEAM, LEED and WELL certification, helping you meet your environmental targets without compromising on quality or design. Look for the Solus Plus symbol to specify with confidence.

[Visit our website to learn more.](#)

[Back to top](#)