

5 COLOURS | 2 FINISHES | 3 SIZES | 2 MOSAICS

# Officina

S  
O  
S  
L  
U  
S



Floor:  
20FF106

# Officina

Encouraging creativity in the surrounding space, five neutral shades sit at the heart of the subtle yet supremely stylish Officina range, complemented by mosaic options.



Floor:  
20FF102

# Officina



ABOVE  
Floor:  
20FF101

RIGHT  
Floor:  
20FF104



ABOVE  
Floor:  
20FF102  
Wall:  
20FF101



OFF-Pearl  
20FF101



OFF-Cream  
20FF104



OFF-Beige  
20FF102



OFF-Steel  
20FF105



OFF-Ash  
20FF106



## SIZES AND FINISHES

	600x1200 6mm	1200x1200 6mm	1200x2400 6mm
OFF-Pearl	●	● \	● \
OFF-Cream	●	● \	● \
OFF-Beige	●	●	●
OFF-Steel	●	●	●
OFF-Ash	●	●	●

● Matt    \ Matt R10 (A+B)

## MOSAICS



OFF-Pearl Mosaic B  
20FF101M102  
300x300x6mm (75x150 chips)  
Matt




OFF-Cream Mosaic B  
20FF104M102  
300x300x6mm (75x150 chips)  
Matt



OFF-Beige Mosaic B  
20FF102M102  
300x300x6mm (75x150 chips)  
Matt




OFF-Steel Mosaic B  
20FF105M102  
300x300x6mm (75x150 chips)  
Matt



OFF-Ash Mosaic B  
20FF106M102  
300x300x6mm (75x150 chips)  
Matt




OFF-Pearl Mosaic C  
20FF101M103  
300x300x6mm (75x75 chips)  
Matt



OFF-Cream Mosaic C  
20FF104M103  
300x300x6mm (75x75 chips)  
Matt



OFF-Beige Mosaic C  
20FF102M103  
300x300x6mm (75x75 chips)  
Matt



OFF-Steel Mosaic C  
20FF105M103  
300x300x6mm (75x75 chips)  
Matt



OFF-Ash Mosaic C  
20FF106M103  
300x300x6mm (75x75 chips)  
Matt

## APPEARANCE

Concrete

## MATERIAL

Porcelain

## USAGE

Floors and Walls

## SHADE VARIATION

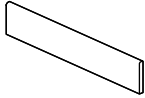
V2 - Light

## SPECIAL PIECES

Battiscopa colours vary per size.  
For more information contact our sales team.

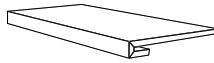
### BATTISCOPIA

46x600x6mm  
46x800x9mm



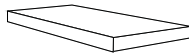
### GRADINO

330x1200x30mm



### ANGOLO GRADINO DX/SX

330x1200x30mm



## ISO 10545 RESULTS

### 2. DIMENSIONS AND SURFACE QUALITY

Conforms

### 3. WATER ABSORPTION

$\leq 0.08\%$

### 4. FLEXURAL STRENGTH

50-52 N/mm<sup>2</sup>

### 6. DEEP ABRASION RESISTANCE

$< 140 \text{ mm}^3$

### 8. LINEAR THERMAL EXPANSION

No rating

### 9. THERMAL SHOCK RESISTANCE

Conforms

### 10. MOISTURE EXPANSION

No rating

### 12. FROST RESISTANCE

Conforms

### 13. CHEMICAL RESISTANCE

Conforms

### 14. STAIN RESISTANCE

Conforms

### SLIP RESISTANCE (DIN 51130-51097)

Matt R10 (A+B)

## MANUFACTURER CERTIFICATIONS:



EPD: Available  
ISO 14001

For LEED, BREEAM and WELL information, please ask for details. On request tiles can be tested to BS EN 16165:2021. HSE surface roughness and NCS Colour values are also available upon request. All sizes shown are nominal. Due to the printing process and differing screen values actual tile colours may vary. E&OE. © Solus Ceramics Limited 2024. 007.