

Outdoor Essentials

23 COLOURS | 1 FINISH | 4 SIZES



S
O
L
U
S

Floor:
3OUT101

Outdoor Essentials

Our Outdoor Essentials collection comes in a range of wood and stone effects and a versatile, neutral palette. Larger formats, 20mm thickness, and special pieces make this an essential collection for outdoor surfacing.



Floor:
3OUT102

Outdoor Essentials



ABOVE
Floor:
30UT105

RIGHT
Floor:
30UT104



ABOVE
Floor:
30UT115

Outdoor Essentials



Floor:
30UT117




OUT-Sterling
30UT116



OUT-Light*
30UT122



OUT-Salt
30UT117



OUT-Silver*
30UT124




OUT-Taupe
30UT114




OUT-Snow
30UT115




OUT-Grey
30UT120




OUT-Brown*
30UT121




OUT-Cream
30UT113



OUT-Charcoal*
30UT123



OUT-Frost
30UT119



OUT-Pale
30UT118



OUT-Tan*
3OUT103




OUT-Ivory*
3OUT107



OUT-White
3OUT110



OUT-Mocha*
3OUT104



OUT-Seal*
3OUT108



OUT-Fog
3OUT112



OUT-Wood*
3OUT105



OUT-Dark*
3OUT109



OUT-Cloud
3OUT101



OUT-Smoke*
3OUT106



OUT-Fossil
3OUT102



Floor:
3OUT122

SIZES AND FINISHES

	300x1200 20mm	600x600 20mm	600x1200 20mm	900x900 20mm
OUT-White			△	
OUT-Fog			△	
OUT-Cloud				△
OUT-Ivory*		△		
OUT-Seal*		△		
OUT-Dark*		△		
OUT-Fossil				△
OUT-Tan*	△			
OUT-Mocha*	△			
OUT-Wood*	△			
OUT-Smoke*	△			
OUT-Salt			△	
OUT-Snow			△	
OUT-Cream			△	
OUT-Pale			△	
OUT-Light*		△		
OUT-Taupe			△	
OUT-Brown*		△		
OUT-Frost			△	
OUT-Sterling			△	
OUT-Silver*		△		
OUT-Grey			△	
OUT-Charcoal*		△		

△ Anti Slip R11 (A+B+C)

NOTES

To avoid lippage we recommend the use of self-levelling spacers

Outdoor Essentials

APPEARANCE
Stone

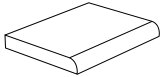
MATERIAL
Porcelain

USAGE
Floors and Walls

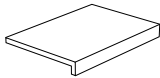
SHADE VARIATION
V2 - Light,
*V3 Moderate

SPECIAL PIECES
For more information contact our sales team.

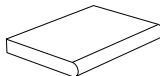
PELDAÑO ROMO
300x600mm



PELDAÑO INTEGRAL
300x600mm



PELDAÑO REDONDO
300x600mm



ISO 10545 RESULTS

2. DIMENSIONS AND SURFACE QUALITY
Conforms

3. WATER ABSORPTION
≤ 0.1% - 0.5%
Max Individual 0.6%

4. FLEXURAL STRENGTH
>35-45 N/mm²

6. DEEP ABRASION RESISTANCE
Min 175 mm³

8. LINEAR THERMAL EXPANSION
6.7x10⁻⁶ °C

9. THERMAL SHOCK RESISTANCE
Conforms

10. MOISTURE EXPANSION
No rating

12. FROST RESISTANCE
Conforms

13. CHEMICAL RESISTANCE
Conforms

14. STAIN RESISTANCE
>3 - 5

SLIP RESISTANCE
(DIN 51130-51097)
Anti Slip R11 (A+B+C)

For LEED, BREEAM and WELL information, please ask for details. On request tiles can be tested to BS EN 16165:2021. HSE surface roughness and NCS Colour values are also available upon request. All sizes shown are nominal. Due to the printing process and differing screen values actual tile colours may vary. E&OE. © Solus Ceramics Limited 2026. 002.