

# Petrus

5 COLOURS | 3 FINISHES | 4 SIZES



Floor:  
2PET103  
2PET104

# Petrus

A full body porcelain stoneware collection that can provide continuity between interior and exterior settings. As a hard-wearing collection with excellent technical characteristics and a range of subtle colours, Petrus is ideal for high-traffic areas.



S  
O  
LUS



Solus Plus ranges are responsibly sourced in line with the BES 6001 standard.

For more information, [click here](#)

Floor:  
2PET106



PET-Cream  
2PET104



PET-Beige  
2PET106



PET-Smoke  
2PET102



PET-Grey  
2PET103












PET-Brown  
2PET101



Floor:  
2PET103

## SIZES AND FINISHES

				
	300x600 9.4mm	600x600 9.4mm	600x600 14mm	600x1200 9.4mm
 PET-Cream	♥ ■ △	♥ ■ △	♥	♥ ■ △
 PET-Beige	♥ ■ △	♥ ■ △	♥	♥ ■ △
 PET-Smoke	♥ ■ △	♥ ■ △	♥	♥ ■ △
 PET-Grey	♥ ■ △	♥ ■ △	♥*	♥ ■ △
 PET-Brown	♥ ■ △	♥ ■ △	♥*	♥ ■ △

♥ Natural    ■ Polished    △ Anti Slip R11 (A+B)

## NOTES

\* Only available on request.

## APPEARANCE

Limestone

## MATERIAL

Porcelain - Full Body

## USAGE

Floors and Walls

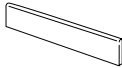
## SPECIAL PIECES

Available in all colours.

For more information contact our sales team.

## BATTISCOPIA

90x600mm



## GRADINO

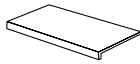
300x600mm

300x1200mm



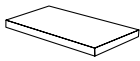
## GRADINO (ASSEMBLATO)

1200x330mm



## ANGOLARE (ASSEMBLATO)

1200x330mm



## ISO 10545 RESULTS

### 2. DIMENSIONS AND SURFACE QUALITY

Conforms

### 3. WATER ABSORPTION

$\leq 0.1\%$

### 4. FLEXURAL STRENGTH

$> 45 \text{ N/mm}^2$

### 6. DEEP ABRASION RESISTANCE

$< 150 \text{ mm}^3$

### 8. LINEAR THERMAL EXPANSION

$6 \times 10^{-6} \text{ }^\circ\text{C}$

### 9. THERMAL SHOCK RESISTANCE

No rating

### 10. MOISTURE EXPANSION

No rating

### 12. FROST RESISTANCE

Conforms

### 13. CHEMICAL RESISTANCE

Conforms

### 14. STAIN RESISTANCE

Conforms

### SLIP RESISTANCE (DIN 51130-51097)

Anti Slip R11 (A+B)

## CERTIFICATIONS:



EPD: Available

ISO 14001

SASO-Approved

BES 819709

For LEED, BREEAM and WELL information, please ask for details. On request tiles can be tested to BS EN 16165:2021. HSE surface roughness and NCS Colour values are also available upon request. All sizes shown are nominal. Due to the printing process and differing screen values actual tile colours may vary. E&OE. © Solus Ceramics Limited 2025. 002.

The logo consists of the word "SOLUS" in a large, white, sans-serif font, stacked vertically. To the right of the word "SOLUS" is a green circular icon containing a white plus sign (+). The background of the entire page is a photograph of a large industrial storage yard filled with mounds of light-colored aggregate material, with a vertical metal post in the center.

# SOLUS

## About Solus Plus

Solus Plus is our new mark of assurance for responsibly sourced products. Built on the rigorous standards of BES 6001, it highlights collections produced by factories that demonstrate industry-leading sustainability across their entire supply chain, from raw material extraction to final delivery.

When specified through Solus, these products can contribute valuable credits toward BREEAM, LEED and WELL certification, helping you meet your environmental targets without compromising on quality or design. Look for the Solus Plus symbol to specify with confidence.

[Visit our website to learn more.](#)

[Back to top](#)