

Pliant

7 COLOURS | 4 FINISHES | 8 SIZES | 3 MOSAICS | 1 DECOR



S
O
LUS

Floor:
2PLN102
2PLN102M009

Pliant

Pliant is a simple, full-bodied porcelain enlivened by organic and geometric decorative effects, textural differences and a range of sizes.



Floor:
2PLN105
Shower Floor:
2PLN108M013
Wall:
2PLN102



ABOVE
Floor:
2PLN107
Wall:
2PLN107

RIGHT
Floor:
2PLN109D015



ABOVE
Floor:
2PLN103



PLN-Lime
2PLN101



PLN-Pearl
2PLN102



PLN-Grey
2PLN103



PLN-Umber
2PLN104



PLN-Carbon
2PLN105



PLN-Aqua
2PLN106



PLN-Moss
2PLN107



PLN-Lime Mosaic A
2PLN101M001
50x50mm chips
(300x300x9mm)
Natural R10 (A+B)



PLN-Pearl Mosaic A
2PLN102M002
50x50mm chips
(300x300x9mm)
Natural R10 (A+B)




PLN-Grey Mosaic A
2PLN103M003
50x50mm chips
(300x300x9mm)
Natural R10 (A+B)



PLN-Umber Mosaic A
2PLN104M004
50x50mm chips
(300x300x9mm)
Natural R10 (A+B)



PLN-Carbon Mosaic A
2PLN105M005
50x50mm chips
(300x300x9mm)
Natural R10 (A+B)



PLN-Aqua Mosaic A
2PLN106M006
50x50mm chips
(300x300x9mm)
Natural R10 (A+B)



PLN-Moss Mosaic A
2PLN107M007
50x50mm chips
(300x300x9mm)
Natural R10 (A+B)



PLN-Lime Mosaic B
2PLN101M008
291x321x9mm*
Natural R10 (A+B)



PLN-Pearl Mosaic B
2PLN102M009
291x321x9mm*
Natural R10 (A+B)




PLN-Grey Mosaic B
2PLN103M010
291x321x9mm*
Natural R10 (A+B)



PLN-Umber Mosaic B
2PLN104M011
291x321x9mm*
Natural R10 (A+B)



PLN-Carbon Mosaic B
2PLN105M012
291x321x9mm*
Natural R10 (A+B)



PLN-Mixed Mosaic C
2PLN108M013
290x290x9mm
Natural R10 (A+B)



PLN-Mixed Mosaic D
2PLN108M014
290x290x9mm
Natural R10 (A+B)



PLN-Decor
2PLN109D015
800x800x20mm
Natural R10 (A+B)



Floor:
2PLN102
2PLN102M009

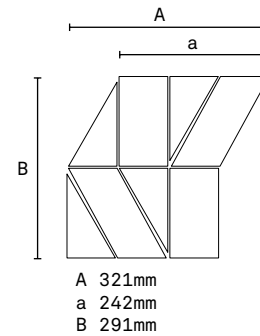
SIZES AND FINISHES

	300x600 9mm	600x600 9mm	600x1200 9.5mm	800x800 9mm	800x800 20mm	1200x1200 9mm	1200x1200 20mm	1200x2780 6mm
● PLN-Lime	♥	♥ △	♥	♥		♥		●
● PLN-Pearl	♥	♥ △	♥	♥	▲	♥	▲	●
● PLN-Grey	♥	♥ △	♥	♥	▲	♥	▲	●
● PLN-Umber	♥	♥ △	♥	♥	▲	♥	▲	
● PLN-Carbon	♥	♥ △	♥	♥		♥		
● PLN-Aqua			♥	♥		♥		
● PLN-Moss			♥	♥		♥		

● Natural R9 ♥ Natural R10 (A+B) △ Anti Slip R11 (A+B+C) ▲ Textured R11 (A+B+C)

NOTES

*See dimensions for Mosaic B:



To avoid lippage we recommend the use of self-levelling spacers

APPEARANCE

Concrete

MATERIAL

Porcelain

USAGE

Floors and Walls

SHADE VARIATION

V3 - Moderate

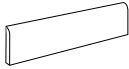
SPECIAL PIECES

Available in all colours.

For more information contact our sales team.

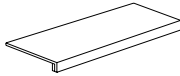
BATTISCOPIA

72x600mm



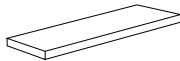
SCALINO

330x1200x40mm



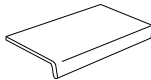
ANG. SCALINO DX/SX

330x1200x40mm



ELEMENTO ELLE

150x600x40mm



ISO 10545 RESULTS

2. DIMENSIONS AND SURFACE QUALITY

Conforms

3. WATER ABSORPTION

$\leq 0.1\%$

4. FLEXURAL STRENGTH

$\geq 40 \text{ N/mm}^2$

6. DEEP ABRASION RESISTANCE

$\geq 150 \text{ mm}^3$

8. LINEAR THERMAL EXPANSION

$\leq 7 \text{ (MK)}^{-1}$

9. THERMAL SHOCK RESISTANCE

Conforms

10. MOISTURE EXPANSION

No rating

12. FROST RESISTANCE

Conforms

13. CHEMICAL RESISTANCE

Conforms

14. STAIN RESISTANCE

Conforms

SLIP RESISTANCE (DIN 51130-51097)

Natural R9

Natural R10 (A+B)

Anti Slip R11 (A+B+C)

Textured R11 (A+B+C)

MANUFACTURER CERTIFICATIONS:



EPD: Available

ISO 14001

ISO 17889-1

For LEED, BREEAM and WELL information, please ask for details. On request tiles can be tested to BS EN 16165:2021. HSE surface roughness and NCS Colour values are also available upon request. All sizes shown are nominal. Due to the printing process and differing screen values actual tile colours may vary. E&OE. © Solus Ceramics Limited 2026. 003a.

BIRMINGHAM

Unit 1 Cole River Park
Warwick Road B11 2QX

LONDON

80 Clerkenwell Road
EC1M 5RJ

MANCHESTER

14 Kennedy Street
M2 4BY

solusceramics.com

+44 (0)121 753 0777

sales@solusceramics.com