

30 COLOURS | 6 FINISHES | 5 SIZES | 1 MOSAIC

# Program

SOS  
LUS



Floor:  
2TBT855  
2TBT859  
2TBT852



# Program

The Program range offers an array of plain and granite effect porcelain tiles that can be used in the most demanding of situations. From WC's, to swimming pools and to workshops - the different sizes, special pieces and colours from this range can be used together in harmony.



Project: GBK - Covent Garden

Floor:  
2TBT855  
2TBT857  
2TBT869






Project: Ask Italian  
(Beckenham)

Floor:  
2TBT855  
2TBT853





Arun  
2TBT855



Lampard  
2TBT840



Gunner  
2TBT845



Atkins  
2TBT844



Audrey  
2TBT858



Argyll  
2TBT842



Alhambra  
2TBT864



Turkish  
2TBT860




Auckland  
2TBT843



Damson  
2TBT859



Avenue  
2TBT868




Ainsworth  
2TBT857



Arnold  
2TBT867



Armour  
2TBT852



Armada  
2TBT866




Azalia  
2TBT850




Asher  
2TBT846



Aberdeen  
2TBT854




Infer  
2TBT869




Martin  
2TBT853



January  
2TBT865




October  
2TBT841



December  
2TBT848




China  
2TBT863




July  
2TBT856




Australia  
2TBT862



November  
2TBT847



Munich  
2TBT849



February  
2TBT851



September  
2TBT861

## SIZES AND FINISHES

	75x150 8mm	100x100 8mm	100x115 8mm	100x300 8mm	150x150 8mm
Arun	♥	⊙ ● ■ △ \	⊙	⊙	⊙ ● ■ △ \
Lampard	♥	⊙ ● ■ △ \	⊙	⊙	⊙ ● ■ △ \
Gunner	♥	⊙ ● ■ △ \	⊙	⊙	⊙ ● ■ △ \
Atkins		⊙ ● ■ △ \	⊙		⊙ ● ■ △ \
Audrey	♥	⊙ ● ■ △ \	⊙	⊙	⊙ ● ■ △ \
Argyl	♥	⊙ ● ■ △ \	⊙	⊙	⊙ ● ■ △ \
Alhambra		⊙ ● ■ △ \			⊙ ● ■ △ \
Turkish	♥	⊙ ● ■ △ \	⊙	⊙	⊙ ● ■ △ \
Auckland	♥	⊙ ● ■ △ \	⊙	⊙	⊙ ● ■ △ \
Damson	♥	⊙ ● ■ △ \	⊙	⊙	⊙ ● ■ △ \
Avenue	♥	⊙ ● ■ △ \	⊙	⊙	⊙ ● ■ △ \
Ainsworth	♥	⊙ ● ■ △ \	⊙	⊙	⊙ ● ■ △ \
Arnold	♥	⊙ ● ■ △ \	⊙	⊙	⊙ ● ■ △ \
Armour	♥	⊙ ● ■ △ \	⊙	⊙	⊙ ● ■ △ \
Armada		⊙ ● ■ △ \			⊙ ● ■ △ \
Azalia	♥	⊙ ● ■ △ \	⊙	⊙	⊙ ● ■ △ \
Asher	♥	⊙ ● ■ △ \	⊙	⊙	⊙ ● ■ △ \
Aberdeen	♥	⊙ ● ■ △ \	⊙	⊙	⊙ ● ■ △ \
Infer	♥	⊙ ● ■ △ \	⊙	⊙	⊙ ● ■ △ \
Martin	♥	⊙ ● ■ △ \	⊙	⊙	⊙ ● ■ △ \
January		⊙ ● ■ △ \		⊙	⊙ ● ■ △ \
October		⊙ ● ■ △ \			⊙ ● ■ △ \
December		⊙ ● ■ △ \			⊙ ● ■ △ \
China		⊙ ● ■ △ \		⊙	⊙ ● ■ △ \
July	♥	⊙ ● ■ △ \		⊙	⊙ ● ■ △ \
Australia		⊙ ● ■ △ \			⊙ ● ■ △ \
November		⊙ ● ■ △ \			⊙ ● ■ △ \
Munich		⊙ ● ■ △ \			⊙ ● ■ △ \
February		⊙ ● ■ △ \			⊙ ● ■ △ \
September		⊙ ● ■ △ \			⊙ ● ■ △ \



Matt  
Finish



Anti Slip Cetus  
Finish



Anti Slip Lyda  
Finish



Anti Slip Ebano  
Finish



Anti Slip Tyber  
Finish

♥ Matt   
 ⊙ Matt R10 (A+B)   
 ● Anti Slip Cetus R11 (A+B+C) V6   
 ■ Anti Slip Lyda R11 (A+B+C) V5   
 △ Anti Slip Ebano R12 (A+B+C) V5   
 \ Anti Slip Tyber R12 (A+B+C) V7

# Program

## APPEARANCE

Speckled

## MATERIAL

Porcelain - Full Body

## USAGE

Floors and Walls

## SHADE VARIATION

V2 - Light

## MOSAICS

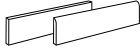
30x30mm Mosaics available in all colours in a Matt finish.

## SPECIAL PIECES

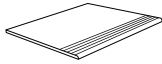
Available in all colours.

For more information contact our sales team.

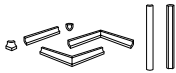
## PLINTHS



## STEP TREADS



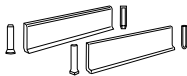
## CONVEX AND CONCAVE COVES AND ANGLES



## SHOWER CORNER



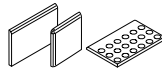
## SIT ON AND SIT IN SKIRTING



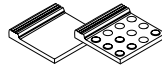
## BEVEL AND SQUARE TOP COVES



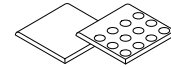
## BN, BNC AND BNRC BULLNOSES



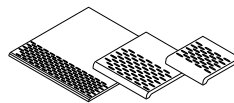
## PES AND PE POOL EDGES



## BN AND BNRC POOL EDGES



## LARGE, MEDIUM AND SMALL STAIR TREADS



## ISO 10545 RESULTS

### 2. DIMENSIONS AND SURFACE QUALITY

Conforms

### 3. WATER ABSORPTION

< 0.1%

### 4. FLEXURAL STRENGTH

> 50 N/mm<sup>2</sup>

### 6. DEEP ABRASION RESISTANCE

123 mm<sup>3</sup>

### 8. LINEAR THERMAL EXPANSION

5.6x10<sup>-6</sup> °C

### 9. THERMAL SHOCK RESISTANCE

Conforms

### 10. MOISTURE EXPANSION

< 0.1 mm/m

### 12. FROST RESISTANCE

Conforms

### 13. CHEMICAL RESISTANCE

Conforms

### 14. STAIN RESISTANCE

Conforms

### SLIP RESISTANCE (DIN 51130-51097)

Matt R10 (A+B)

Anti Slip Cetus R11 (A+B+C) V6

Anti Slip Lyda R11 (A+B+C) V5

Anti Slip Ebano R12 (A+B+C) V5

Anti Slip Tyber R12 (A+B+C) V7

## MANUFACTURER CERTIFICATIONS:

EPD: Available

ISO 14001

For LEED, BREEAM and WELL information, please ask for details. On request tiles can be tested to BS EN 16165:2021. HSE surface roughness and NCS Colour values are also available upon request.

All sizes shown are nominal. Due to the printing process and differing screen values actual tile colours may vary. E&OE.  
© Solus Ceramics Limited 2024. 0016a.