

Putty

14 COLOURS | 1 FINISH | 4 SIZES



SOS
LUS



Floor:
2PUT101

Putty

Exploring the balance between light and shade, this mono-colour porcelain is available in a stunning range of dark and light hues.

S
O
LUS 

Solus Plus ranges are responsibly sourced in line with the BES 6001 standard.

For more information, [click here](#)



Floor:
2PUT106

Putty




ABOVE
Floor:
2PUT102

RIGHT
Floor:
2PUT113



ABOVE
Floor:
2PUT104



PUT-Cream
2PUT101



PUT-Light
2PUT102



PUT-Sand
2PUT106



PUT-Orange
2PUT107




PUT-Mustard
2PUT111



PUT-Pale
2PUT103



PUT-Mocha
2PUT104




PUT-Red
2PUT108




PUT-Grey
2PUT112



PUT-Marine
2PUT105




PUT-Blue
2PUT109



PUT-Brown
2PUT113



PUT-Dark
2PUT114



PUT-Green
2PUT110

Putty

APPEARANCE

Mono Colour

MATERIAL

Porcelain

USAGE

Floors and Walls

SHADE VARIATION

V2 - Light

SIZES AND FINISHES

	600x600 8mm	600x1200 8mm	1200x1200 8mm	1200x2700 6mm
PUT-Cream	♥	♥	♥	♥
PUT-Light	♥	♥	♥	♥
PUT-Sand	♥	♥	♥	♥
PUT-Orange	♥	♥	♥	
PUT-Mustard	♥	♥	♥	
PUT-Pale	♥	♥	♥	♥
PUT-Mocha	♥	♥	♥	
PUT-Red	♥	♥	♥	♥
PUT-Grey	♥	♥	♥	
PUT-Marine	♥	♥	♥	♥
PUT-Blue	♥	♥	♥	♥
PUT-Brown	♥	♥	♥	
PUT-Dark	♥	♥	♥	
PUT-Green	♥	♥	♥	♥

♥ Matt R10 (A+B)

ISO 10545 RESULTS

2. DIMENSIONS AND SURFACE QUALITY

Conforms

3. WATER ABSORPTION

≤ 0.1%

4. FLEXURAL STRENGTH

49 N/mm²

6. DEEP ABRASION RESISTANCE

140 mm³

8. LINEAR THERMAL EXPANSION

6.5 × 10⁻⁶ °C

9. THERMAL SHOCK RESISTANCE

Conforms

10. MOISTURE EXPANSION

No rating

12. FROST RESISTANCE

Conforms

13. CHEMICAL RESISTANCE

Conforms

14. STAIN RESISTANCE

Class 5

SLIP RESISTANCE

(DIN 51130-51097)
Matt R10 (A+B)

CERTIFICATIONS:



ecovadis



BES 819709

EPD: Available
ISO 14001
SAS0-Approved

For LEED, BREEAM and WELL information, please ask for details. On request tiles can be tested to BS EN 16165:2021. HSE surface roughness and NCS Colour values are also available upon request. All sizes shown are nominal. Due to the printing process and differing screen values actual tile colours may vary. E&OE. © Solus Ceramics Limited 2025. 002.



Solus Plus ranges are responsibly sourced in line with the BES 6001 standard for the responsible sourcing of construction products.

BIRMINGHAM
Unit 1 Cole River Park
Warwick Road B11 2QX

LONDON
80 Clerkenwell Road
EC1M 5RJ

MANCHESTER
14 Kennedy Street
M2 4BY

solusceramics.com
+44 (0)121 753 0777
sales@solusceramics.com

The logo consists of the word "SOLUS" in a large, white, sans-serif font, stacked vertically. To the right of the word "SOLUS" is a green circular icon containing a white plus sign (+).

SOLUS

About Solus Plus

Solus Plus is our new mark of assurance for responsibly sourced products. Built on the rigorous standards of BES 6001, it highlights collections produced by factories that demonstrate industry-leading sustainability across their entire supply chain, from raw material extraction to final delivery.

When specified through Solus, these products can contribute valuable credits toward BREEAM, LEED and WELL certification, helping you meet your environmental targets without compromising on quality or design. Look for the Solus Plus symbol to specify with confidence.

[Visit our website to learn more.](#)

[Back to top](#)