

Rockface

11 COLOURS | 2 FINISHES | 6 SIZES



S
O
S
LUS



Floor:
2CAA809

Rockface

Rockface is a versatile range that is available in a number of exciting shapes and sizes including plank shaped options, squares and rectangles. Featuring a fantastic selection of grey shades this range is a perfect contemporary solution. Available on NBS Source.



S
O
LUS

Solus Plus ranges are responsibly sourced in line with the BES 6001 standard.

For more information, [click here](#)

Floor:
2CAA805



Floor:
2CAA814
Wall:
2CAA805



Davan
2CAA812



Pomak
2CAA815




Abaco
2CAA810



Pochard
2CAA808



Kronik
2CAA816




Nicobar
2CAA814



Bimini
2CAA813




Paltara
2CAA805



Gadwall
2CAA807



Scoter
2CAA809



Morelia
2CAA811

Rockface

APPEARANCE

Mono Colour

MATERIAL

Porcelain

USAGE

Floors and Walls

SHADE VARIATION

V1 - Uniform

SPECIAL PIECES

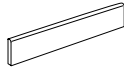
Available in all colours.

For more information contact our sales team.

BATTISCOPIA

90x600mm

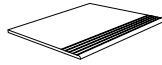
90x900mm



STEP TREADS

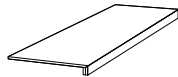
300x600mm

300x1200mm



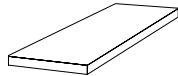
GRADONE

330x600mm



GRADONE

330x600mm



ISO 10545 RESULTS

2. DIMENSIONS AND SURFACE QUALITY

Conforms

3. WATER ABSORPTION

< 0.1%

4. FLEXURAL STRENGTH

45-60 N/mm²

6. DEEP ABRASION RESISTANCE

Conforms

8. LINEAR THERMAL EXPANSION

6.3×10^{-6} °C

9. THERMAL SHOCK RESISTANCE

Conforms

10. MOISTURE EXPANSION

No rating

12. FROST RESISTANCE

Conforms

13. CHEMICAL RESISTANCE

Conforms

14. STAIN RESISTANCE

No rating

SLIP RESISTANCE (DIN 51130)

Matt R9

CERTIFICATIONS:



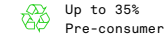
EPD: Available

ISO 14001

SASO-Approved

BES 819709

For LEED, BREEAM and WELL information, please ask for details. On request tiles can be tested to BS EN 16165:2021. HSE surface roughness and NCS Colour values are also available upon request. All sizes shown are nominal. Due to the printing process and differing screen values actual tile colours may vary. E&OE. © Solus Ceramics Limited 2025. 018b.



Solus Plus ranges are responsibly sourced in line with the BES 6001 standard for the responsible sourcing of construction products.

BIRMINGHAM
Unit 1 Cole River Park
Warwick Road B11 2QX

LONDON
80 Clerkenwell Road
EC1M 5RJ

MANCHESTER
14 Kennedy Street
M2 4BY

solusceramics.com
+44 (0)121 753 0777
sales@solusceramics.com

The logo consists of the word "SOLUS" in a large, white, sans-serif font, stacked vertically. To the right of the word "SOLUS" is a green circular icon containing a white plus sign (+).

SOLUS

About Solus Plus

Solus Plus is our new mark of assurance for responsibly sourced products. Built on the rigorous standards of BES 6001, it highlights collections produced by factories that demonstrate industry-leading sustainability across their entire supply chain, from raw material extraction to final delivery.

When specified through Solus, these products can contribute valuable credits toward BREEAM, LEED and WELL certification, helping you meet your environmental targets without compromising on quality or design. Look for the Solus Plus symbol to specify with confidence.

[Visit our website to learn more.](#)

[Back to top](#)