

Rockmount

4 COLOURS | 2 FINISHES | 6 SIZES | 1 DECOR



S
+
LUS

Floor:
2YSC102
Wall:
2YSC102

Rockmount

Replicating the look of 'real life' architectural concrete, Rockmount stands out from the crowd by featuring cloudy shades marked with light micro cracks and evidence of pitting.



Floor:
2YSC101
Wall:
2YSC104D205



Solus Plus ranges are responsibly sourced in line with the BES 6001 standard.

For more information, [click here](#)

Rockmount



ABOVE
Floor:
2YSC104

RIGHT
Floor:
2YSC102
Wall:
2YSC102



ABOVE
Floor:
2YSC104



Cragmill
2YSC101



Millon
2YSC102



Carnsew
2YSC104







Bearah
2YSC103



Floor:
2YSC101
Wall:
2YSC104D205

SIZES AND FINISHES

	300x600 9mm	600x600 9mm	600x1200 9mm	750x750 9mm	1200x1200 9mm	1200x2780 6mm
 Cragmill	● \	● \	● \	● \	● \	
 Millon	● \	● \	● \	● \	● \	●
 Carnsew	● \	● \	● \	● \	● \	●
 Bearah	● \	● \	● \	● \	● \	

● Matt R10 \ Satin

DECORS



Harlestone
2YSC104D205
750x1500x9mm
Satin

Rockmount

APPEARANCE
Concrete

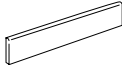
MATERIAL
Porcelain

USAGE
Floors and Walls

SHADE VARIATION
V3 - Moderate

SPECIAL PIECES.
For more information contact our sales team.

BATTISCOPIA
70x600mm
70x750mm



ISO 10545 RESULTS

2. DIMENSIONS AND SURFACE QUALITY
Conforms

3. WATER ABSORPTION
0.2%

4. FLEXURAL STRENGTH
Conforms

6. DEEP ABRASION RESISTANCE
Conforms

8. LINEAR THERMAL EXPANSION
7 MK⁻¹

9. THERMAL SHOCK RESISTANCE
Conforms

10. MOISTURE EXPANSION
No rating

12. FROST RESISTANCE
Conforms

13. CHEMICAL RESISTANCE
Conforms

14. STAIN RESISTANCE
Class 5

**SLIP RESISTANCE
(DIN 51130-51097)**
Matt R10

CERTIFICATIONS:



For LEED, BREEAM and WELL information, please ask for details. On request tiles can be tested to BS EN 16165:2021. HSE surface roughness and NCS Colour values are also available upon request. All sizes shown are nominal. Due to the printing process and differing screen values actual tile colours may vary. E&OE. © Solus Ceramics Limited 2026. 013.



Solus Plus ranges are responsibly sourced in line with the BES 6001 standard for the responsible sourcing of construction products.

BIRMINGHAM
Unit 1 Cole River Park
Warwick Road B11 2QX

LONDON
80 Clerkenwell Road
EC1M 5RJ

MANCHESTER
14 Kennedy Street
M2 4BY

solusceramics.com
+44 (0)121 753 0777
sales@solusceramics.com

The logo consists of the word "SOLUS" in a large, white, sans-serif font, stacked vertically. To the right of the word "SOLUS" is a green circular icon containing a white plus sign (+).

SOLUS

About Solus Plus

Solus Plus is our new mark of assurance for responsibly sourced products. Built on the rigorous standards of BES 6001, it highlights collections produced by factories that demonstrate industry-leading sustainability across their entire supply chain, from raw material extraction to final delivery.

When specified through Solus, these products can contribute valuable credits toward BREEAM, LEED and WELL certification, helping you meet your environmental targets without compromising on quality or design. Look for the Solus Plus symbol to specify with confidence.

[Visit our website to learn more.](#)

[Back to top](#)