

# Rockstone

8 COLOURS | 3 FINISHES | 15 SIZES | 3 MOSAICS | 1 DECOR



S  
O  
LUS

Floor:  
3JDT109  
Wall:  
3JDT109  
Bench:  
3JDT109

# Rockstone

Inspired by the iconic texture of Ceppo di Gré stone, this extensive range of porcelain tiles can be used to create a sophisticated aesthetic in public and residential settings.



- Floor:  
3JDT109

# Rockstone



ABOVE  
Wall:  
3JDT103

RIGHT  
Floor:  
3JDT103



ABOVE  
Floor:  
3JDT105



Crag  
3JDT107




Surfacing  
3JDT101



Touchstone  
3JDT111



Grindstone  
3JDT112




Rockfall  
3JDT113



Keystone  
3JDT109




Cornerstone  
3JDT103




Boulders  
3JDT105


## MOSAICS AND DECORS




Crag Mosaic A  
3JDT107M701  
300x300x9mm  
Natural R10 (A)




Surfacing Mosaic A  
3JDT101M101  
300x300x9mm  
Natural R10 (A)




Touchstone Mosaic A  
3JDT111M114  
300x300x9mm  
Natural R10 (A)




Grindstone Mosaic A  
3JDT112M117  
300x300x9mm  
Natural R10 (A)




Rockfall Mosaic A  
3JDT113M120  
300x300x9mm  
Natural R10 (A)



Keystone Mosaic A  
3JDT109M901  
300x300x9mm  
Natural R10 (A)




Cornerstone Mosaic A  
3JDT103M301  
300x300x9mm  
Natural R10 (A)



Boulders Mosaic A  
3JDT105M501  
300x300x9mm  
Natural R10 (A)




Crag Mosaic B  
3JDT107M702  
300x300x9mm  
Natural R10 (A)



Surfacing Mosaic B  
3JDT101M102  
300x300x9mm  
Natural R10 (A)


## MOSAICS AND DECORS



Touchstone Mosaic B  
3JDT111M115  
300x300x9mm  
Natural R10 (A)




Grindstone Mosaic B  
3JDT112M118  
300x300x9mm  
Natural R10 (A)




Rockfall Mosaic B  
3JDT113M121  
300x300x9mm  
Natural R10 (A)



Keystone Mosaic B  
3JDT109M902  
300x300x9mm  
Natural R10 (A)



Cornerstone Mosaic B  
3JDT103M302  
300x300x9mm  
Natural R10 (A)




Boulders Mosaic B  
3JDT105M502  
300x300x9mm  
Natural R10 (A)



Crag Mosaic C  
3JDT107M703  
300x300x9mm  
Natural R10 (A)



Surfacing Mosaic C  
3JDT101M103  
300x300x9mm  
Natural R10 (A)




Touchstone Mosaic C  
3JDT111M116  
300x300x9mm  
Natural R10 (A)



Grindstone Mosaic C  
3JDT112M119  
300x300x9mm  
Natural R10 (A)

## MOSAICS AND DECORS




Rockfall Mosaic C

3JDT113M122

300x300x9mm

Natural R10 (A)




Keystone Mosaic C

3JDT109M903

300x300x9mm

Natural R10 (A)




Cornerstone Mosaic C

3JDT103M303

300x300x9mm

Natural R10 (A)



Boulders Mosaic C

3JDT105M503

300x300x9mm

Natural R10 (A)



Crag Decor

3JDT107D704

347x400x9mm

Natural R10 (A)



Surfacing Decor

3JDT101D104

347x400x9mm

Natural R10 (A)



Touchstone Decor

3JDT111D110

347x400x9mm

Natural R10 (A)



Grindstone Decor

3JDT112D111

347x400x9mm

Natural R10 (A)



Rockfall Decor

3JDT113D112

347x400x9mm

Natural R10 (A)



Keystone Decor

3JDT109D904

347x400x9mm

Natural R10 (A)



Moodboard:  
3JDT109M903

## MOSAICS AND DECORS



Cornerstone Decor

3JDT103D304

347x400x9mm

Natural R10 (A)



Boulders Decor

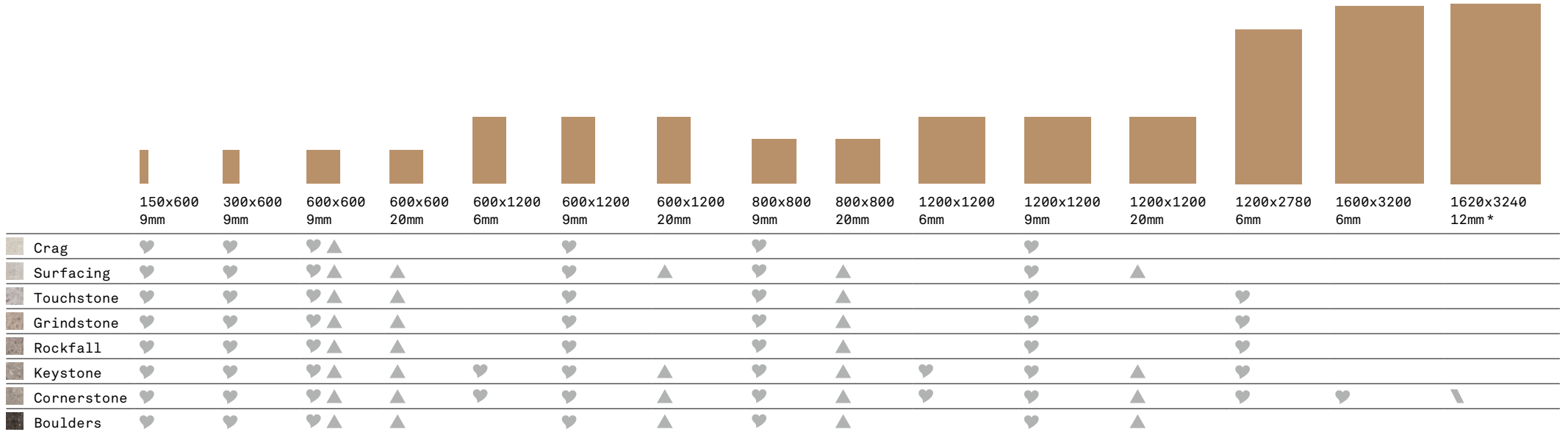
3JDT105D504

347x400x9mm

Natural R10 (A)



## SIZES AND FINISHES



♥ Natural R10 (A)    ▲ Textured R11 (A+B+C)    ▤ Satin R9

### NOTES

\* 1620x3240x 12mm is for counter tops.

## APPEARANCE

Ceppo di Gre

## MATERIAL

Porcelain

## USAGE

Floors and Walls

## SHADE VARIATION

V2 - Light

## SPECIAL PIECES

For more information contact our sales team.

### BATTISCOPIA

72x600mm



### GRADINO A

300x600mm

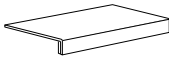
330x1200mm



### GRADINO B

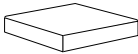
330x600mm

330x1200mm



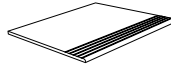
### GRADINO B ANG.

330x330mm



### GRADINO G

300x600mm



## ISO 10545 RESULTS

### 2. DIMENSIONS AND SURFACE QUALITY

Conforms

### 3. WATER ABSORPTION

0.01%

### 4. FLEXURAL STRENGTH

≥ 48 N/mm<sup>2</sup>

### 6. DEEP ABRASION RESISTANCE

150 mm<sup>3</sup>

### 8. LINEAR THERMAL EXPANSION

6.5x10<sup>-6</sup> °C

### 9. THERMAL SHOCK RESISTANCE

Conforms

### 10. MOISTURE EXPANSION

No rating

### 12. FROST RESISTANCE

Conforms

### 13. CHEMICAL RESISTANCE

Conforms

### 14. STAIN RESISTANCE

Class 5

### SLIP RESISTANCE (DIN 51130-51097)

Satin R9

Natural R10 (A)

Textured R11 (A+B+C)

## MANUFACTURER CERTIFICATIONS:

Declare.



EPD: Available

ISO 14001

For LEED, BREEAM and WELL information, please ask for details. On request tiles can be tested to BS EN 16165:2021. HSE surface roughness and NCS Colour values are also available upon request. All sizes shown are nominal. Due to the printing process and differing screen values actual tile colours may vary. E&OE. © Solus Ceramics Limited 2024. 007.