

Rockstone

8 COLOURS | 3 FINISHES | 15 SIZES | 3 MOSAICS | 1 DECOR



S
O
LUS



Floor:
3JDT109
Wall:
3JDT109
Bench:
3JDT109

Rockstone

Inspired by the iconic texture of Ceppo di Gré stone, this extensive range of porcelain tiles can be used to create a sophisticated aesthetic in public and residential settings.



S
O
LUS



Solus Plus ranges are responsibly sourced in line with the BES 6001 standard.

For more information, [click here](#)

Floor:
3JDT109

Rockstone



ABOVE
Wall:
3JDT103

RIGHT
Floor:
3JDT103



ABOVE
Floor:
3JDT105



Crag
3JDT107




Surfacing
3JDT101



Touchstone
3JDT111



Grindstone
3JDT112




Rockfall
3JDT113



Keystone
3JDT109




Cornerstone
3JDT103




Boulders
3JDT105


MOSAICS AND DECORS




Crag Mosaic A
3JDT107M701
300x300x9mm
Natural R10 (A)




Surfacing Mosaic A
3JDT101M101
300x300x9mm
Natural R10 (A)




Touchstone Mosaic A
3JDT111M114
300x300x9mm
Natural R10 (A)




Grindstone Mosaic A
3JDT112M117
300x300x9mm
Natural R10 (A)




Rockfall Mosaic A
3JDT113M120
300x300x9mm
Natural R10 (A)



Keystone Mosaic A
3JDT109M901
300x300x9mm
Natural R10 (A)




Cornerstone Mosaic A
3JDT103M301
300x300x9mm
Natural R10 (A)



Boulders Mosaic A
3JDT105M501
300x300x9mm
Natural R10 (A)




Crag Mosaic B
3JDT107M702
300x300x9mm
Natural R10 (A)



Surfacing Mosaic B
3JDT101M102
300x300x9mm
Natural R10 (A)


MOSAICS AND DECORS




Touchstone Mosaic B
3JDT111M115
300x300x9mm
Natural R10 (A)




Grindstone Mosaic B
3JDT112M118
300x300x9mm
Natural R10 (A)




Rockfall Mosaic B
3JDT113M121
300x300x9mm
Natural R10 (A)



Keystone Mosaic B
3JDT109M902
300x300x9mm
Natural R10 (A)



Cornerstone Mosaic B
3JDT103M302
300x300x9mm
Natural R10 (A)




Boulders Mosaic B
3JDT105M502
300x300x9mm
Natural R10 (A)



Crag Mosaic C
3JDT107M703
300x300x9mm
Natural R10 (A)



Surfacing Mosaic C
3JDT101M103
300x300x9mm
Natural R10 (A)




Touchstone Mosaic C
3JDT111M116
300x300x9mm
Natural R10 (A)



Grindstone Mosaic C
3JDT112M119
300x300x9mm
Natural R10 (A)

MOSAICS AND DECORS




Rockfall Mosaic C

3JDT113M122

300x300x9mm

Natural R10 (A)




Keystone Mosaic C

3JDT109M903

300x300x9mm

Natural R10 (A)




Cornerstone Mosaic C

3JDT103M303

300x300x9mm

Natural R10 (A)



Boulders Mosaic C

3JDT105M503

300x300x9mm

Natural R10 (A)



Crag Decor

3JDT107D704

347x400x9mm

Natural R10 (A)



Surfacing Decor

3JDT101D104

347x400x9mm

Natural R10 (A)



Touchstone Decor

3JDT111D110

347x400x9mm

Natural R10 (A)



Grindstone Decor

3JDT112D111

347x400x9mm

Natural R10 (A)



Rockfall Decor

3JDT113D112

347x400x9mm

Natural R10 (A)



Keystone Decor

3JDT109D904

347x400x9mm

Natural R10 (A)



Moodboard:
3JDT109M903

MOSAICS AND DECORS




Cornerstone Decor

3JDT103D304

347x400x9mm

Natural R10 (A)



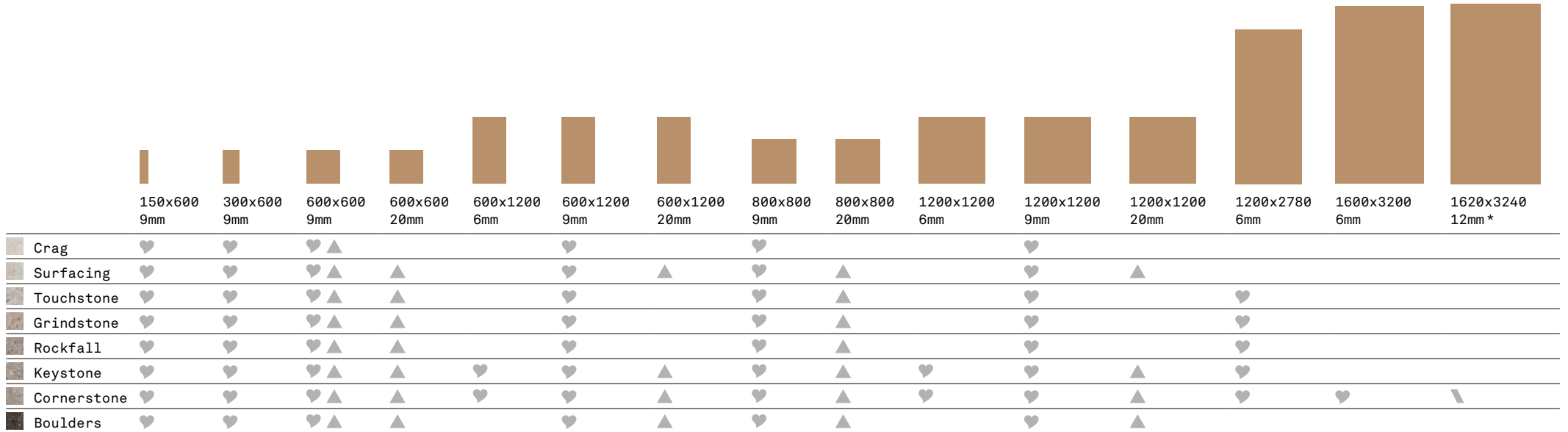
Boulders Decor

3JDT105D504

347x400x9mm

Natural R10 (A)

SIZES AND FINISHES



♥ Natural R10 (A) ▲ Textured R11 (A+B+C) ▤ Satin R9

NOTES

* 1620x3240x 12mm is for counter tops.

APPEARANCE

Ceppo di Gre

MATERIAL

Porcelain

USAGE

Floors and Walls

SHADE VARIATION

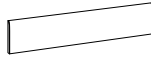
V2 - Light

SPECIAL PIECES

For more information contact our sales team.

BATTISCOPIA

72x600mm



GRADINO A

300x600mm

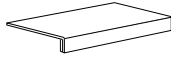
330x1200mm



GRADINO B

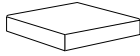
330x600mm

330x1200mm



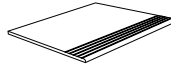
GRADINO B ANG.

330x330mm



GRADINO G

300x600mm



ISO 10545 RESULTS

2. DIMENSIONS AND SURFACE QUALITY

Conforms

3. WATER ABSORPTION

0.01%

4. FLEXURAL STRENGTH

≥ 48 N/mm²

6. DEEP ABRASION RESISTANCE

150 mm³

8. LINEAR THERMAL EXPANSION

6.5x10⁻⁶ °C

9. THERMAL SHOCK RESISTANCE

Conforms

10. MOISTURE EXPANSION

No rating

12. FROST RESISTANCE

Conforms

13. CHEMICAL RESISTANCE

Conforms

14. STAIN RESISTANCE

Class 5

SLIP RESISTANCE (DIN 51130-51097)

Satin R9

Natural R10 (A)

Textured R11 (A+B+C)

CERTIFICATIONS:

Declare.



BES 819709

EPD: Available

ISO 14001

SASO-Approved

For LEED, BREEAM and WELL information, please ask for details. On request tiles can be tested to BS EN 16165:2021. HSE surface roughness and NCS Colour values are also available upon request. All sizes shown are nominal. Due to the printing process and differing screen values actual tile colours may vary. E&OE. © Solus Ceramics Limited 2025. 007

The logo consists of the word "SOLUS" in a large, white, sans-serif font, stacked vertically. To the right of the middle "O" is a green circular icon containing a white plus sign (+).

S
O
LUS

About Solus Plus

Solus Plus is our new mark of assurance for responsibly sourced products. Built on the rigorous standards of BES 6001, it highlights collections produced by factories that demonstrate industry-leading sustainability across their entire supply chain, from raw material extraction to final delivery.

When specified through Solus, these products can contribute valuable credits toward BREEAM, LEED and WELL certification, helping you meet your environmental targets without compromising on quality or design. Look for the Solus Plus symbol to specify with confidence.

[Visit our website to learn more.](#)

[Back to top](#)