

Scenario

8 COLOURS | 3 FINISHES | 10 SIZES | 2 MOSAICS



S
O
LUS

Floor:
2PRH103
Wall:
2PRH103

Scenario

A sophisticated concrete-effect range, Scenario is offered in eight stylish tones, ranging in intensity from bold charcoal to soft ivory, and a plethora of sizes. Each shade in this porcelain series is paired with a duo of mosaic options.



Floor:
2PRH106

Scenario



ABOVE
Floor:
2PRH102
Wall:
2PRH102
Shower floor:
2PRH102m102


RIGHT
Floor:
2PRTH105
Wall:
2PRTH105



ABOVE
Floor:
2PRH104
Wall:
2PRH104



Artifice
2PRH104



Statagem
2PRH105



Maneuver
2PRH103



Rundown
2PRH106



Summary
2PRH107



Synopsis
2PRH102



Designed
2PRH108



Resume
2PRH101



SIZES AND FINISHES

	300x600 9mm	450x900 9mm	600x600 9mm	600x600 20mm	600x1200 9mm	600x1200 20mm	900x900 9mm	1200x1200 9mm	1200x2780 6mm	1600x3200 12mm
Artifice	● △	●	● △		● △		●	●	♥	♥
Statagem	● △	●	● △	△	● △	△	●	●	♥	
Maneuver	● △	●	● △	△	● △	△	●	●	♥	♥
Rundown	● △	●	● △		● △		●	●	♥	
Summary	● △	●	● △		● △		●	●	♥	
Synopsis	● △	●	● △		● △		●	●	♥	♥
Designed	● △	●	● △	△	● △	△	●	●	♥	
Resume	● △	●	● △	△	● △	△	●	●	♥	♥

♥ Matt ● Matt R10 △ Anti Slip R11 (A+B)

MOSAICS



Mosaic A
300x300x9mm (50x50)
Natural
Available in all colours



Mosaic B
300x300x9mm (50x150)
Natural
Available in all colours

Scenario

APPEARANCE

Concrete

MATERIAL

Porcelain

USAGE

Floors and Walls

SHADE VARIATION

V3 - Moderate

SPECIAL PIECES

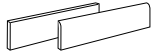
Available in all colours.

For more information contact our sales team.

BULLNOSE

70x600mm

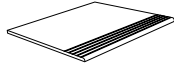
70x900mm



STEP TREAD

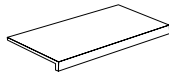
300x600mm

300x1200mm



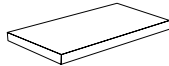
GRADONE

330X1200mm



ANGOLARE

330X1200mm



ISO 10545 RESULTS

2. DIMENSIONS AND SURFACE QUALITY

Conforms

3. WATER ABSORPTION

< 0.1%

4. FLEXURAL STRENGTH

45 N/mm²

6. DEEP ABRASION RESISTANCE

< 150 mm³

8. LINEAR THERMAL EXPANSION

6×10^{-6} °C

9. THERMAL SHOCK RESISTANCE

No rating

10. MOISTURE EXPANSION

No rating

12. FROST RESISTANCE

Conforms

13. CHEMICAL RESISTANCE

Conforms

14. STAIN RESISTANCE

Conforms

SLIP RESISTANCE (DIN 51130-51097)

Matt R10

Anti Slip R11 (A+B)

MANUFACTURER CERTIFICATIONS:



EPD: Available

ISO 14001

For LEED, BREEAM and WELL information, please ask for details. On request tiles can be tested to BS EN 16165:2021. HSE surface roughness and NCS Colour values are also available upon request. All sizes shown are nominal. Due to the printing process and differing screen values actual tile colours may vary. E&OE. © Solus Ceramics Limited 2024. 008.