

Scenario

8 COLOURS | 2 FINISHES | 9 SIZES | 2 MOSAICS



S
O
LUS



Floor:
2PRH103
Wall:
2PRH103

Scenario

A sophisticated concrete-effect range, Scenario is offered in eight stylish tones, ranging in intensity from bold charcoal to soft ivory, and a plethora of sizes. Each shade in this porcelain series is paired with a duo of mosaic options.



S
O
LUS



Solus Plus ranges are responsibly sourced in line with the BES 6001 standard.

For more information, [click here](#)

Floor:
2PRH106

Scenario



ABOVE
Floor:
2PRH102
Wall:
2PRH102
Shower floor:
2PRH102M102



RIGHT
Floor:
2PRTH105
Wall:
2PRTH105



ABOVE
Floor:
2PRH104
Wall:
2PRH104



Artifice
2PRH104



Statagem
2PRH105



Maneuver
2PRH103



Rundown
2PRH106



Summary
2PRH107



Synopsis
2PRH102



Designed
2PRH108












Resume
2PRH101



Floor:
2PRH108

SIZES AND FINISHES

									
	300x600 9mm	450x900 9mm	600x600 9mm	600x600 20mm	600x1200 9mm	600x1200 20mm	900x900 9mm	1200x1200 9mm	1200x2780 6mm
Artifice	♥ △	♥	♥ △		♥ △		♥	♥	♥
Statagem	♥ △	♥	♥ △	△	♥ △	△	♥	♥	♥
Maneuver	♥ △	♥	♥ △	△	♥ △	△	♥	♥	♥
Rundown	♥ △	♥	♥ △		♥ △		♥	♥	♥
Summary	♥ △	♥	♥ △		♥ △		♥	♥	♥
Synopsis	♥ △	♥	♥ △		♥ △		♥	♥	♥
Designed	♥ △	♥	♥ △	△	♥ △	△	♥	♥	♥
Resume	♥ △	♥	♥ △	△	♥ △	△	♥	♥	♥

♥ Natural R10 (A+B)* △ Anti Slip R11 (A+B)

NOTES

* Natural R10 (A+B) finish is not suitable for use on the beach, swimming pool and/or changing rooms.



MOSAICS



Artifice Mosaic A
2PRH104M104
300x300x9mm (50x50 chips)
Natural R10 (A+B)



Maneuver Mosaic A
2PRH103M103
300x300x9mm (50x50 chips)
Natural R10 (A+B)



Synopsis Mosaic A
2PRH102M102
300x300x9mm (50x50 chips)
Natural R10 (A+B)



Resume Mosaic A
2PRH101M101
300x300x9mm (50x50 chips)
Natural R10 (A+B)



Artifice Mosaic B
2PRH104M204
300x300x9mm (50x150 chips)
Natural R10 (A+B)



Maneuver Mosaic B
2PRH103M203
300x300x9mm (50x150 chips)
Natural R10 (A+B)



Synopsis Mosaic B
2PRH102M202
300x300x9mm (50x150 chips)
Natural R10 (A+B)



Resume Mosaic B
2PRH101M201
300x300x9mm (50x150 chips)
Natural R10 (A+B)

Scenario

APPEARANCE

Concrete

MATERIAL

Porcelain

USAGE

Floors and Walls

SHADE VARIATION

V3 - Moderate

SPECIAL PIECES

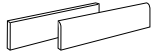
Available in all colours.

For more information contact our sales team.

BULLNOSE

70x600mm

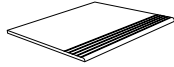
70x900mm



STEP TREAD

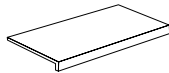
300x600mm

300x1200mm



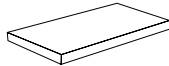
GRADONE

330X1200mm



ANGOLARE

330X1200mm



ISO 10545 RESULTS

2. DIMENSIONS AND SURFACE QUALITY

Conforms

3. WATER ABSORPTION

< 0.1%

4. FLEXURAL STRENGTH

45 N/mm²

6. DEEP ABRASION RESISTANCE

< 150 mm³

8. LINEAR THERMAL EXPANSION

6×10^{-6} °C

9. THERMAL SHOCK RESISTANCE

No rating

10. MOISTURE EXPANSION

No rating

12. FROST RESISTANCE

Conforms

13. CHEMICAL RESISTANCE

Conforms

14. STAIN RESISTANCE

Conforms

SLIP RESISTANCE (DIN 51130-51097)

Natural R10 (A+B)
Anti Slip R11 (A+B)

CERTIFICATIONS:



EPD: Available
ISO 14001
SASO-Approved

BES 819709

For LEED, BREEAM and WELL information, please ask for details. On request tiles can be tested to BS EN 16165:2021. HSE surface roughness and NCS Colour values are also available upon request. All sizes shown are nominal. Due to the printing process and differing screen values actual tile colours may vary. E&OE. © Solus Ceramics Limited 2026. 009a.



Solus Plus ranges are responsibly sourced in line with the BES 6001 standard for the responsible sourcing of construction products.

BIRMINGHAM
Unit 1 Cole River Park
Warwick Road B11 2QX

LONDON
80 Clerkenwell Road
EC1M 5RJ

MANCHESTER
14 Kennedy Street
M2 4BY

solusceramics.com
+44 (0)121 753 0777
sales@solusceramics.com

The logo consists of the word "SOLUS" in a large, white, sans-serif font, stacked vertically. To the right of the word, there is a green circular icon containing a white plus sign (+). The background of the entire page is a photograph of large mounds of brown sand or gravel in an industrial setting, with a vertical metal beam in the center.

SOLUS 

About Solus Plus

Solus Plus is our new mark of assurance for responsibly sourced products. Built on the rigorous standards of BES 6001, it highlights collections produced by factories that demonstrate industry-leading sustainability across their entire supply chain, from raw material extraction to final delivery.

When specified through Solus, these products can contribute valuable credits toward BREEAM, LEED and WELL certification, helping you meet your environmental targets without compromising on quality or design. Look for the Solus Plus symbol to specify with confidence.

[Visit our website to learn more.](#)

[Back to top](#)