

Silica

5 COLOURS | 3 FINISHES | 8 SIZES | 5 MOSAICS



S
LUS



Wall:
2SIL505

Silica

An enigmatic range, the five marble-effect options that sit within Silica create a powerful aesthetic on floors and walls. A flexible range, Silica features a selection of finishes and sizes as well as five mosaics in complementary colours.



S
O
LUS

Solus Plus ranges are responsibly sourced in line with the BES 6001 standard.

For more information, [click here](#)

Floor:
2SIL501



Floor:
2SIL503



SIL-White
2SIL501



SIL-Grey
2SIL502



SIL-Beige
2SIL503



SIL-Green
2SIL504



SIL-Crimson
2SIL505



Floor:
2SIL504

SIZES AND FINISHES

	300x600 9mm	600x600 9mm	600x600 20mm	600x1200 6mm	600x1200 9mm	600x1200 20mm	1200x1200 6mm	1200x2400 6mm
SIL-White	♥♦△	♥♦	△	♥♦	♥♦	△	♥♦	♥♦
SIL-Grey	♥♦△	♥♦	△	♥♦	♥♦	△	♥♦	♥♦
SIL-Beige	♥♦△	♥♦	△	♥♦	♥♦	△	♥♦	♥♦
SIL-Green	♥♦△	♥♦		♥♦	♥♦		♥♦	♥♦
SIL-Crimson	♥♦△	♥♦			♥♦			

♥ Natural R10 (A+B) ♦ Polished △ Textured R11 (A+B)

MOSAICS



SIL-White Mosaic A
2SIL501M101
300x300x9mm (30x30)
Natural R10 (A+B)
Polished




SIL-Grey Mosaic A
2SIL502M101
300x300x9mm (30x30)
Natural R10 (A+B)
Polished



SIL-Beige Mosaic A
2SIL503M101
300x300x9mm (30x30)
Natural R10 (A+B)
Polished




SIL-Green Mosaic A
2SIL504M101
300x300x9mm (30x30)
Natural R10 (A+B)
Polished




SIL-Crimson Mosaic A
2SIL505M101
300x300x9mm (30x30)
Natural R10 (A+B)
Polished




SIL-White Mosaic B
2SIL501M102
300x300x9mm (50x300)
Natural R10 (A+B)
Polished




SIL-Grey Mosaic B
2SIL502M102
300x300x9mm (50x300)
Natural R10 (A+B)
Polished



SIL-Beige Mosaic B
2SIL503M102
300x300x9mm (50x300)
Natural R10 (A+B)
Polished



SIL-Green Mosaic B
2SIL504M102
300x300x9mm (50x300)
Natural R10 (A+B)
Polished



SIL-Crimson Mosaic A
2SIL505M102
300x300x9mm (50x300)
Natural R10 (A+B)
Polished

MOSAICS



SIL-White Mosaic C
2SIL501M103
300x300x6mm (75x75)
 Natural R10 (A+B)
 Polished



SIL-Grey Mosaic C
2SIL502M103
300x300x6mm (75x75)
 Natural R10 (A+B)
 Polished



SIL-Beige Mosaic C
2SIL503M103
300x300x6mm (75x75)
 Natural R10 (A+B)
 Polished



SIL-Green Mosaic C
2SIL504M103
300x300x6mm (75x75)
 Natural R10 (A+B)
 Polished




SIL-White Mosaic D
2SIL501M104
300x300x6mm (75x150)
 Natural R10 (A+B)
 Polished



SIL-Grey Mosaic D
2SIL502M104
300x300x6mm (75x150)
 Natural R10 (A+B)
 Polished



SIL-Beige Mosaic D
2SIL503M104
300x300x6mm (75x150)
 Natural R10 (A+B)
 Polished



SIL-Green Mosaic D
2SIL504M104
300x300x6mm (75x150)
 Natural R10 (A+B)
 Polished




Floor:
2SIL504

MOSAICS



SIL-White Mosaic E
2SIL501M105
150x600x9mm
Textured



SIL-Grey Mosaic E
2SIL502M105
150x600x9mm
Textured



SIL-Beige Mosaic E
2SIL503M105
150x600x9mm
Textured



SIL-Green Mosaic E
2SIL504M105
150x600x9mm
Textured



SIL-Crimson Mosaic E
2SIL505M105
150x600x9mm
Textured

Silica

APPEARANCE

Marble

MATERIAL

Porcelain

USAGE

Floors and Walls

SHADE VARIATION

V3 - Moderate

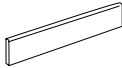
SPECIAL PIECES

Available in all colours.

For more information contact our sales team.

BATTISCOPIA

46x600mm



ISO 10545 RESULTS

2. DIMENSIONS AND SURFACE QUALITY

Conforms

3. WATER ABSORPTION

$\leq 0.08\%$

4. FLEXURAL STRENGTH

50-52 N/mm²

6. DEEP ABRASION RESISTANCE

$< 140 \text{ mm}^3$

8. LINEAR THERMAL EXPANSION

No rating

9. THERMAL SHOCK RESISTANCE

Conforms

10. MOISTURE EXPANSION

No rating

12. FROST RESISTANCE

Conforms

13. CHEMICAL RESISTANCE

Conforms

14. STAIN RESISTANCE

Conforms

SLIP RESISTANCE (DIN 51130-51097)

Natural R10 (A+B)

Textured R11 (A+B)

CERTIFICATIONS:



BES 819709

EPD: Available

ISO 14001

SASO-Approved

For LEED, BREEAM and WELL information, please ask for details. On request tiles can be tested to BS EN 16165:2021. HSE surface roughness and NCS Colour values are also available upon request. All sizes shown are nominal. Due to the printing process and differing screen values actual tile colours may vary. E&OE. © Solus Ceramics Limited 2025. 004a.



Solus Plus ranges are responsibly sourced in line with the BES 6001 standard for the responsible sourcing of construction products.

BIRMINGHAM

Unit 1 Cole River Park
Warwick Road B11 2QX

LONDON

80 Clerkenwell Road
EC1M 5RJ

MANCHESTER

14 Kennedy Street
M2 4BY

solusceramics.com

+44 (0)121 753 0777

sales@solusceramics.com

The logo consists of the word "SOLUS" in a large, white, sans-serif font, stacked vertically. To the right of the middle "O" is a green circular icon containing a white plus sign (+). The background of the entire page is a photograph of large piles of sand and gravel in an industrial setting, with a vertical metal beam in the center.

SOLUS

About Solus Plus

Solus Plus is our new mark of assurance for responsibly sourced products. Built on the rigorous standards of BES 6001, it highlights collections produced by factories that demonstrate industry-leading sustainability across their entire supply chain, from raw material extraction to final delivery.

When specified through Solus, these products can contribute valuable credits toward BREEAM, LEED and WELL certification, helping you meet your environmental targets without compromising on quality or design. Look for the Solus Plus symbol to specify with confidence.

[Visit our website to learn more.](#)

[Back to top](#)