

3 COLOURS | 1 FINISH | 3 SIZES

Slate 1

SOS
LUS



Floor:
3PPM008

Slate 1

Slate 1 comprises beautifully crafted porcelain tiles replicating the very essence of natural slate. Available in five natural colours, these neat and stylish tiles are suitable for a diverse range of projects.



Solus Plus ranges are responsibly sourced in line with the BES 6001 standard.

For more information, [click here](#)

Floor:
3PPM022



Cleft
3PPM017



Platino
3PPM022



Jurita
3PPM008



Floor:
3PPM017
3PPM008

SIZES AND FINISHES

	300x300 9mm	300x600 9mm	600x600 9mm
■ Cleft	♥	♥	
■ Platino	♥	♥	
■ Jurita	♥	♥	♥

♥ Natural R10

Slate 1

APPEARANCE

Slate

MATERIAL

Porcelain

USAGE

Floors and Walls

SHADE VARIATION

V2 - Light

SPECIAL PIECES

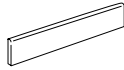
Available in all colours.

For more information contact our sales team.

BULLNOSE PLINTH

90x300mm

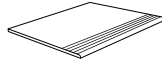
90x600mm



STEP TREAD

300x300mm

300x600mm



ISO 10545 RESULTS

2. DIMENSIONS AND SURFACE QUALITY

Conforms

3. WATER ABSORPTION

$\leq 0.1\%$

4. FLEXURAL STRENGTH

50-60 N/mm²

6. DEEP ABRASION RESISTANCE

Conforms

8. LINEAR THERMAL EXPANSION

$6.6 \times 10^{-6} / K$

9. THERMAL SHOCK RESISTANCE

No rating

10. MOISTURE EXPANSION

No rating

12. FROST RESISTANCE

Conforms

13. CHEMICAL RESISTANCE

Conforms except
Hydrofluoric Acid

14. STAIN RESISTANCE

Conforms

SLIP RESISTANCE (DIN 51130-51097)

Natural R10

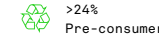
CERTIFICATIONS:



EPD: Available
ISO 14001
SASO-Approved

BES 819709

For LEED, BREEAM and WELL information, please ask for details. On request tiles can be tested to BS EN 16165:2021. HSE surface roughness and NCS Colour values are also available upon request. All sizes shown are nominal. Due to the printing process and differing screen values actual tile colours may vary. E&OE. © Solus Ceramics Limited 2025. 008a.



Solus Plus ranges are responsibly sourced in line with the BES 6001 standard for the responsible sourcing of construction products.

BIRMINGHAM
Unit 1 Cole River Park
Warwick Road B11 2QX

LONDON
80 Clerkenwell Road
EC1M 5RJ

MANCHESTER
14 Kennedy Street
M2 4BY

solusceramics.com
+44 (0)121 753 0777
sales@solusceramics.com

The logo consists of the word "SOLUS" in a large, white, sans-serif font, stacked vertically. To the right of the middle "O" is a green circular icon containing a white plus sign (+). The background of the entire page is a photograph of large piles of sand and gravel in an industrial setting, with a vertical metal beam in the center.

SOLUS

About Solus Plus

Solus Plus is our new mark of assurance for responsibly sourced products. Built on the rigorous standards of BES 6001, it highlights collections produced by factories that demonstrate industry-leading sustainability across their entire supply chain, from raw material extraction to final delivery.

When specified through Solus, these products can contribute valuable credits toward BREEAM, LEED and WELL certification, helping you meet your environmental targets without compromising on quality or design. Look for the Solus Plus symbol to specify with confidence.

[Visit our website to learn more.](#)

[Back to top](#)