

4 COLOURS | 3 FINISHES | 5 SIZES | 3 MOSAICS

Sovrano

S
O
LUS 



Floor:
2SOV102

Sovrano

Sovrano channels the quiet strength of stone, pairing polished and natural finishes with refined detailing. Its generous formats and curated mosaics are perfect for ambitious design schemes.



Floor:
2SOV101
Wall:
2SOV101



Solus Plus ranges are responsibly sourced in line with the BES 6001 standard.

For more information, [click here](#)



ABOVE
Floor:
2SOV103
Wall:
2SOV103



ABOVE
Floor:
2SOV104
Wall:
2SOV104
2SOV105M001



RIGHT
Floor:
2SOV103



SOV-Sand
2SOV101



SOV-Grey
2SOV102



SOV-Taupe
2SOV103

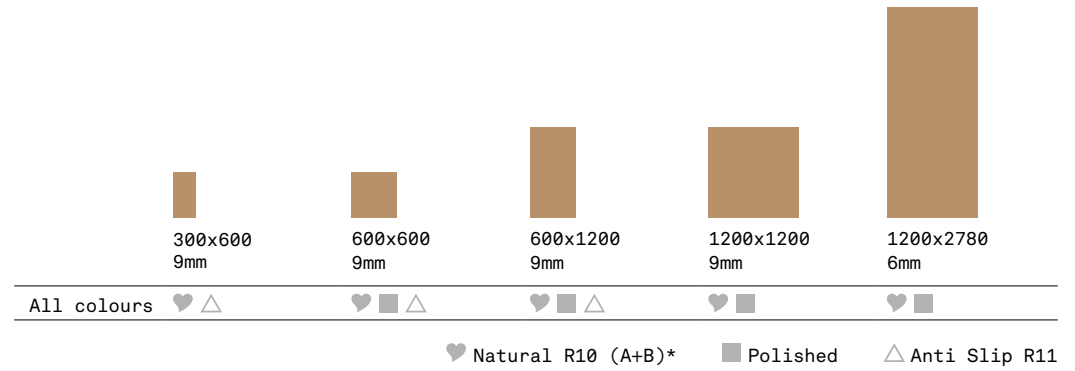


SOV-Dark
2SOV104



Floor:
2SOV101
Wall:
2SOV101

SIZES AND FINISHES



NOTES

Natural R10 is not suitable for use for pool decks and/or changing rooms.

MOSAICS




SOV-Sand Mosaic A
2SOV101M001
300x300x9mm (50x50 chips)
Natural R10 (A+B)



SOV-Grey Mosaic A
2SOV102M001
300x300x9mm (50x50 chips)
Natural R10 (A+B)



SOV-Taupé Mosaic A
2SOV103M001
300x300x9mm (50x50 chips)
Natural R10 (A+B)



SOV-Dark Mosaic A
2SOV104M001
300x300x9mm (50x50 chips)
Natural R10 (A+B)




SOV-Sand Mosaic B
2SOV101M002
300x300x9mm (50x150 chips)
Natural R10 (A+B)



SOV-Grey Mosaic B
2SOV102M002
300x300x9mm (50x150 chips)
Natural R10 (A+B)



SOV-Taupé Mosaic B
2SOV103M002
300x300x9mm (50x150 chips)
Natural R10 (A+B)



SOV-Dark Mosaic B
2SOV104M002
300x300x9mm (50x150 chips)
Natural R10 (A+B)



SOV-Mosaic C
2SOV105M001
256x560x9mm
Natural R10 (A+B)

APPEARANCE
Stone

MATERIAL
Porcelain

USAGE
Floors and Walls

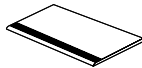
SHADE VARIATION
V3 - Moderate

SPECIAL PIECES
For more information contact our sales team.

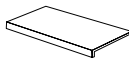
BATTISCOPIA
70x600mm



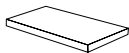
GRADINO
300x600mm
300x1200mm



GRADONE ASSEMBLATO
330x1200x40mm



ANGOLARE ASSEMBLATO
330x1200x40mm



ISO 10545 RESULTS

2. DIMENSIONS AND SURFACE QUALITY
Conforms

3. WATER ABSORPTION
 $\leq 0.1\%$

4. FLEXURAL STRENGTH
45 N/mm²

6. DEEP ABRASION RESISTANCE
< 150 mm³

8. LINEAR THERMAL EXPANSION
 $6 \times 10^{-6} \text{ } ^\circ\text{C}$

9. THERMAL SHOCK RESISTANCE
No rating

10. MOISTURE EXPANSION
No rating

12. FROST RESISTANCE
Conforms

13. CHEMICAL RESISTANCE
Conforms resistance to acids and alkalis (with the exception of hydrofluoric acid)

14. STAIN RESISTANCE
Conforms

SLIP RESISTANCE (DIN 51130-51097)
Natural R10 (A+B)
Anti Slip R11

CERTIFICATIONS:



EPD: Available
ISO 14001
SASO-Approved

BES 819709

For LEED, BREEAM and WELL information, please ask for details. On request tiles can be tested to BS EN 16165:2021. HSE surface roughness and NCS Colour values are also available upon request. All sizes shown are nominal. Due to the printing process and differing screen values actual tile colours may vary. E&OE. © Solus Ceramics Limited 2025. 001.

The logo consists of the word "SOLUS" in a large, white, sans-serif font, stacked vertically. To the right of the word "SOLUS" is a green circular icon containing a white plus sign (+). The background of the entire page is a photograph of large mounds of sand or gravel in an industrial setting, with a vertical metal beam in the center.

SOLUS

About Solus Plus

Solus Plus is our new mark of assurance for responsibly sourced products. Built on the rigorous standards of BES 6001, it highlights collections produced by factories that demonstrate industry-leading sustainability across their entire supply chain, from raw material extraction to final delivery.

When specified through Solus, these products can contribute valuable credits toward BREEAM, LEED and WELL certification, helping you meet your environmental targets without compromising on quality or design. Look for the Solus Plus symbol to specify with confidence.

[Visit our website to learn more.](#)

[Back to top](#)