

Stoneblend

6 COLOURS | 3 FINISHES | 4 SIZES



S
O
LUS



Floor:
3STB101
Wall:
3STB101

Stoneblend

Stoneblend is a collection of full-body stone-effect tiles with surprising technical features and a timeless aesthetic.

S
O
LUS 

Solus Plus ranges are responsibly sourced in line with the BES 6001 standard.

For more information, [click here](#)



Floor:
3STB102

Stoneblend



ABOVE
Floor:
3STB105
Wall:
3STB105

RIGHT
Floor:
3STB101



ABOVE
Floor:
3STB104



STB-Cream
3STB101



STB-Greige
3STB105




STB-Beige
3STB106



STB-Grey
3STB102



STB-Ash
3STB103













STB-Black
3STB104



Floor:
3STB106
Wall:
3STB106

SIZES AND FINISHES

	 600x600 10mm	 600x1200 10mm	 1000x1000 20mm	 1200x1200 10mm
 STB-Cream	♥ △	♥ △	▲	♥ △
 STB-Greige	♥ △	♥ △		♥ △
 STB-Beige	♥ △	♥ △		♥ △
 STB-Grey	♥ △	♥ △	▲	♥ △
 STB-Ash	♥ △	♥ △		♥ △
 STB-Black	♥ △	♥ △	▲	♥ △

♥ Natural R10 (A+B) △ Textured R10 (A+B) ▲ Anti Slip R11 (A+B+C)

Stoneblend

APPEARANCE

Ceppo di Gre

MATERIAL

Porcelain - Full Body

USAGE

Floors and Walls

SHADE VARIATION

V3 - Moderate

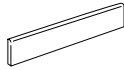
SPECIAL PIECES

Available in all colours.

For more information contact our sales team.

BULL NOSE

65x600mm



ISO 10545 RESULTS

2. DIMENSIONS AND SURFACE QUALITY

Conforms

3. WATER ABSORPTION

$\leq 0.2 - 0.4 \%$

4. FLEXURAL STRENGTH

49 N/mm²

6. DEEP ABRASION RESISTANCE

140 mm³

8. LINEAR THERMAL EXPANSION

$6.5 \times 10^{-6} \text{ } ^\circ\text{C}^{-1}$

9. THERMAL SHOCK RESISTANCE

Conforms

10. MOISTURE EXPANSION

No rating

12. FROST RESISTANCE

Conforms

13. CHEMICAL RESISTANCE

Conforms

14. STAIN RESISTANCE

Class 5

SLIP RESISTANCE (DIN 51130-51097)

Natural R10 (A+B)
Textured R10 (A+B)
Anti Slip R11 (A+B+C)

CERTIFICATIONS:



BES 819709

EPD: Available

ISO 14001

SASO-Approved

For LEED, BREEAM and WELL information, please ask for details. On request tiles can be tested to BS EN 16165:2021. HSE surface roughness and NCS Colour values are also available upon request. All sizes shown are nominal. Due to the printing process and differing screen values actual tile colours may vary. E&OE. © Solus Ceramics Limited 2025. 005.



Solus Plus ranges are responsibly sourced in line with the BES 6001 standard for the responsible sourcing of construction products.

BIRMINGHAM

Unit 1 Cole River Park
Warwick Road B11 2QX

LONDON

80 Clerkenwell Road
EC1M 5RJ

MANCHESTER

14 Kennedy Street
M2 4BY

solusceramics.com

+44 (0)121 753 0777

sales@solusceramics.com

The logo consists of the word "SOLUS" in a large, white, sans-serif font, stacked vertically. To the right of the word "SOLUS" is a green circular icon containing a white plus sign (+).

SOLUS

About Solus Plus

Solus Plus is our new mark of assurance for responsibly sourced products. Built on the rigorous standards of BES 6001, it highlights collections produced by factories that demonstrate industry-leading sustainability across their entire supply chain, from raw material extraction to final delivery.

When specified through Solus, these products can contribute valuable credits toward BREEAM, LEED and WELL certification, helping you meet your environmental targets without compromising on quality or design. Look for the Solus Plus symbol to specify with confidence.

[Visit our website to learn more.](#)

[Back to top](#)