

Stonework

10 COLOURS | 4 FINISHES | 17 SIZES



S
O
LUS

Floor:
3LBG504


Stonework

Beautifully toned with a variety of speckles and irregular layers, the Stonework range effortlessly reproduces the look of natural limestone. Available in vast number of sizes and finishes.



Floor:
3LBG507
Wall:
3LBG502

Stonework



Floor:
3LBG502



Landyn
3LBG527



Arturo
3LBG528



Korbin
3LBG529



Makai
3LBG530




Maxton
3LBG531



Carina *
3LBG502



Elent *
3LBG503



Evess
3LBG504






















































Dalix
3LBG506



Lidia
3LBG507

SIZES AND FINISHES

									
	100x100 9.8mm	100x100 10.8mm	100x600 9.8mm	100x600 10.8mm	150x600 9.8mm	150x600 10.8mm	300x600 9.8mm	300x600 10.8mm	300x900 9.8mm
All colours *		  		  		  		  	
									
	300x900 10.8mm	300x1200 9.8mm	300x1200 10.8mm	600x600 9.8mm	600x600 10.8mm	600x1200 9.8mm	600x1200 10.8mm	900x900 10.8mm	
All colours *	 		  		  		  	  	

● Matt R10 (A) ■ Polished ▲ Anti Slip Stone R12 (A+B+C) \ Textured R11 (A+B+C)

NOTES

* Selected colours: Carina and Elent, are not available in Polished 50x600x9.8mm.

To avoid lippage we recommend the use of self-levelling spacers.

Stonework

APPEARANCE
Limestone

MATERIAL
Porcelain

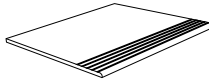
USAGE
Floors and Walls

SPECIAL PIECES
Available in all colours.
For more information contact our sales team.

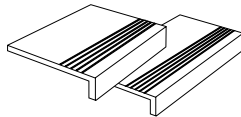
SKIRTING
70x300mm
70x300mm
70x900mm



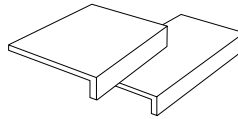
STEP TREADS
300x300mm
300x600mm



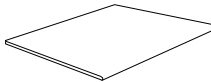
GROOVED STEPS
300x300mm
300x600mm
600x600mm



STEP WITH RISER PIECES
300x300mm
300x600mm
600x600mm



BULLNOSE STEP TREADS
300x300mm
300x600mm
600x600mm



ISO 10545 RESULTS

2. DIMENSIONS AND SURFACE QUALITY
Conforms

3. WATER ABSORPTION
 $\leq 0.03\%$

4. FLEXURAL STRENGTH
45 N/mm²

6. DEEP ABRASION RESISTANCE
109 mm³

8. LINEAR THERMAL EXPANSION
 $7 \times 10^{-6} \text{ } ^\circ\text{C}$

9. THERMAL SHOCK RESISTANCE
Conforms

10. MOISTURE EXPANSION
No rating

12. FROST RESISTANCE
Conforms

13. CHEMICAL RESISTANCE
Conforms


14. STAIN RESISTANCE
Class 5

**SLIP RESISTANCE
(DIN 51130-51097)**
Matt R10 (A)
Textured R11 (A+B+C)
Anti Slip Stone R12 (A+B+C)

MANUFACTURER CERTIFICATIONS:

EPD: Available
ISO 14001

For LEED, BREEAM and WELL information, please ask for details. On request tiles can be tested to BS EN 16165:2021. HSE surface roughness and NCS Colour values are also available upon request. All sizes shown are nominal. Due to the printing process and differing screen values actual tile colours may vary. E&OE. © Solus Ceramics Limited 2024. 010.

 30%
Pre-consumer