

4 COLOURS | 1 FINISH | 5 SIZES | 4 DECORS

Subtle

S
O
L
U
S



Wall:
5KCA103
5KCA103d103

Subtle


Technologically advanced and artisanal in appearance, the glossy tiles that compose the intriguing Subtle range can be applied to create a stunning handmade aesthetic on walls.




Wall:
5KCA101
5KCA102
5KCA102c 02



Wall:
5KCA103
5KCA101
5KCA101d202



Finespun
5KCA101



Finespun Decor A
5KCA101d101
75x200x12.5mm




Finespun Decor B
5KCA101d201
150x150x10mm




Finespun Decor C
5KCA101d202
50x150x10mm



Wall:
5KCA104




Insinuate
5KCA104



Insinuate Decor A
5KCA104d104
75x200x12.5mm



Insinuate Decor B
5KCA104d501
150x150x10mm



Insinuate Decor C
5KCA104d502
50x150x10mm



Wall:
5KCA102
5KCA102d102



Attenuate
5KCA102



Attenuate Decor A
5KCA102d102
75x200x12.5mm




Attenuate Decor B
5KCA102d301
150x150x10mm




Attenuate Decor C
5KCA102d302
50x150x10mm



Wall:
5KCA103
5KCA103d103



Exquisite
5KCA103



Exquisite Decor A
5KCA103d103
75x200x12.5mm



Exquisite Decor B
5KCA103d401
150x150x10mm



Exquisite Decor C
5KCA103d402
50x150x10mm



FLORAL DECOR

The Floral Decor Panel (600x900mm) is composed of two modules, Decor A and B, measuring 450x600mm. Both modules are composed of 12 tiles measuring 150x150mm.

FLORAL DECOR PANEL



FLORAL DECOR MODULES



Floral Decor B
5KCA105d302

Floral Decor A
5KCA105d301



Wall:
5KCA101
5KCA101d201

	50x150 10mm	75x200 10mm	75x200 12.5mm	150x150 10mm	450x600 10mm (Module)
Finespun	◆	◆		◆	
Insinuate	◆	◆		◆	
Attenuate	◆	◆		◆	
Exquisite	◆	◆		◆	
Finespun Decor A			◆		
Insinuate Decor A			◆		
Attenuate Decor A			◆		
Exquisite Decor A			◆		
Finespun Decor B				◆	
Insinuate Decor B				◆	
Attenuate Decor B				◆	
Exquisite Decor B				◆	
Finespun Decor C	◆				
Insinuate Decor C	◆				
Attenuate Decor C	◆				
Exquisite Decor C	◆				
Floral Decor Module					◆

◆ Gloss

APPEARANCE

Patterned

MATERIAL

Porcelain

USAGE

Walls only

SHADE VARIATION

V2 - Light

ISO 10545 RESULTS**2. DIMENSIONS AND SURFACE QUALITY**

Conforms

3. WATER ABSORPTION

No rating

4. FLEXURAL STRENGTH

No rating

6. DEEP ABRASION RESISTANCE

No rating

8. LINEAR THERMAL EXPANSION

No rating

9. THERMAL SHOCK RESISTANCE

No rating

10. MOISTURE EXPANSION

No rating

12. FROST RESISTANCE

Conforms

13. CHEMICAL RESISTANCE

No rating

14. STAIN RESISTANCE

No rating

MANUFACTURER CERTIFICATIONS:

Declare.



EPD: Available
ISO 14001
ISO 17889-1

For LEED, BREEAM and WELL information, please ask for details. NCS Colour values are available upon request.
All sizes shown are nominal. Due to the printing process and differing screen values actual tile colours may vary. E&OE.
© Solus Ceramics Limited 2023. 002a.