

Terrane

4 COLOURS | 3 FINISHES | 7 SIZES | 2 MOSAICS | 1 DECOR



SOS
LUS

Wall:
3TEN104D001

Terrane

A limestone-look porcelain tile with natural texture and tonal depth. Available in multiple sizes and finishes, including mosaics and décor panels for added interest. This range is certified Carbon Zero.



SOLUS

Solus Plus ranges are responsibly sourced in line with the BES 6001 standard.

For more information, [click here](#)

Floor:
3TEN103
Wall:
3TEN103D001



Floor:
3TEN103
Wall:
3TEN102



TEN-Ivory
3TEN101



TEN-Bone
3TEN102



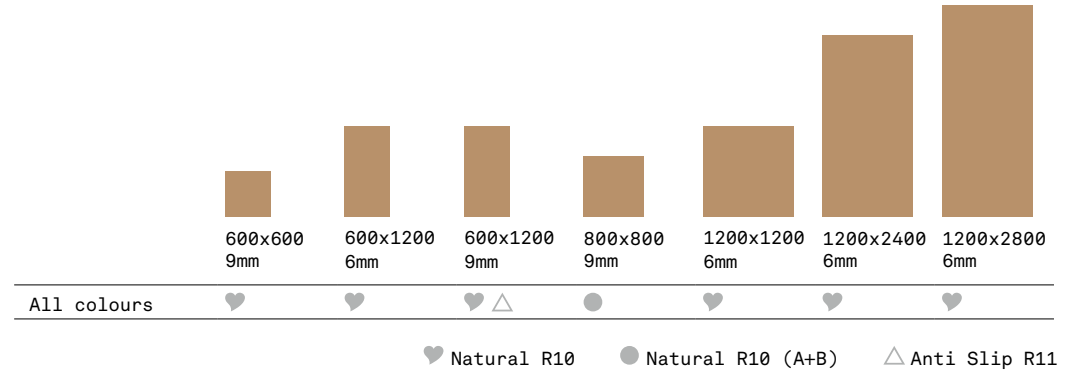
TEN-Grey
3TEN103



TEN-Dark
3TEN104



SIZES AND FINISHES



MOSAICS




TEN-Ivory Mosaic A

3TEN101M001

300x320x6mm

Natural R10



TEN-Bone Mosaic A

3TEN102M001

300x320x6mm

Natural R10



TEN-Grey Mosaic A

3TEN103M001

300x320x6mm

Natural R10



TEN-Dark Mosaic A

3TEN104M001

300x320x6mm

Natural R10



TEN-Ivory Mosaic B

3TEN101M002

335x370x6mm

Natural R10



TEN-Bone Mosaic B

3TEN102M002

335x370x6mm

Natural R10



TEN-Grey Mosaic B

3TEN103M002

335x370x6mm

Natural R10



TEN-Dark Mosaic B

3TEN104M002

335x370x6mm

Natural R10



Floor:
3TEN104
Wall:
3TEN101D001

DECORS



TEN-Ivory Decor
3TEN101D001
600x1200x6mm
Natural R10



TEN-Bone Decor
3TEN102D001
600x1200x6mm
Natural R10



TEN-Grey Decor
3TEN103D001
600x1200x6mm
Natural R10



TEN-Dark Decor
3TEN104D001
600x1200x6mm
Natural R10

APPEARANCE

Limestone

MATERIAL

Porcelain

USAGE

Floors and Walls

SHADE VARIATION

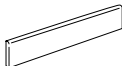
V3 - Moderate

SPECIAL PIECES

For more information contact our sales team.

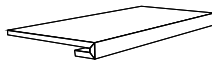
BATTISCOPIA

46x1200mm



GRADINO

330x1200x30mm



ISO 10545 RESULTS

2. DIMENSIONS AND SURFACE QUALITY

Conforms

3. WATER ABSORPTION

$\leq 0.08\%$

4. FLEXURAL STRENGTH

50-52 N/mm²

6. DEEP ABRASION RESISTANCE

No rating

8. LINEAR THERMAL EXPANSION

No rating

9. THERMAL SHOCK RESISTANCE

Conforms

10. MOISTURE EXPANSION

No rating

12. FROST RESISTANCE

Conforms

13. CHEMICAL RESISTANCE

Conforms

14. STAIN RESISTANCE

Class 4-5

SLIP RESISTANCE (DIN 51130-51097)

Natural R10

Natural R10 (A+B)

Anti Slip R11

CERTIFICATIONS:



EPD: Available

ISO 14001

SASO-Approved

For LEED, BREEAM and WELL information, please ask for details. On request tiles can be tested to BS EN 16165:2021. HSE surface roughness and NCS Colour values are also available upon request. All sizes shown are nominal. Due to the printing process and differing screen values actual tile colours may vary. E&OE. © Solus Ceramics Limited 2025. 001.

The logo consists of the word "SOLUS" in a large, white, sans-serif font, stacked vertically. To the right of the middle letter "O" is a green circular icon containing a white plus sign (+).

S
O
LUS

About Solus Plus

Solus Plus is our new mark of assurance for responsibly sourced products. Built on the rigorous standards of BES 6001, it highlights collections produced by factories that demonstrate industry-leading sustainability across their entire supply chain, from raw material extraction to final delivery.

When specified through Solus, these products can contribute valuable credits toward BREEAM, LEED and WELL certification, helping you meet your environmental targets without compromising on quality or design. Look for the Solus Plus symbol to specify with confidence.

[Visit our website to learn more.](#)

[Back to top](#)