

# Terratek

4 COLOURS | 2 FINISHES | 6 SIZES | 1 MOSAIC



S  
O  
LUS

Floor:  
2GX102



Inspired by the diverse nature of buzzing, metropolitan environments, Terratek features four colours that tell a rich story of modern city life.



Floor:  
2GXJ101  
Wall:  
2GXJ101










Anatomic  
2GXJ101



Organic  
2GXJ103



Formative  
2GXJ102









Monument  
2GXJ104




Floor:  
2GXJ103  
Wall:  
2GXJ103  
2GXJ103M103


## SIZES AND FINISHES

						
	300x600 9mm	450x900 9mm	600x600 9mm	600x600 20mm	900x900 9mm	900x900 20mm
All colours	♥ △	♥ △	♥ △	△	♥ △	△
	♥ Natural R9    △ Anti Slip R11 (A)					


## MOSAICS




Anatomic Mosaic  
2GXJ101M101  
300x300x9mm (60x60 chips)  
Natural R9



Organic Mosaic  
2GXJ103M103  
300x300x9mm (60x60 chips)  
Natural R9



Formative Mosaic  
2GXJ102M102  
300x300x9mm (60x60 chips)  
Natural R9



Monument Mosaic  
2GXJ104M104  
300x300x9mm (60x60 chips)  
Natural R9

## APPEARANCE

Concrete

## MATERIAL

Porcelain

## USAGE

Floors and Walls

## SHADE VARIATION

V4 - Heavy

## SPECIAL PIECES

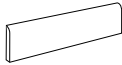
Available in all colours.

For more information contact our sales team.

## BATTISCOPIA

90x600mm

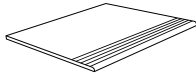
90x900mm



## STEP TREAD

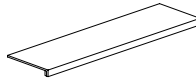
300X600mm

300x900mm



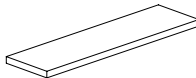
## GRADONE

330x900mm



## ANGOLARE

330x900mm



## ISO 10545 RESULTS

### 2. DIMENSIONS AND SURFACE QUALITY

Conforms

### 3. WATER ABSORPTION

< 0.1%

### 4. FLEXURAL STRENGTH

> 45 N/mm<sup>2</sup>

### 6. DEEP ABRASION RESISTANCE

No rating

### 8. LINEAR THERMAL EXPANSION

$6 \times 10^{-6}$  °C

### 9. THERMAL SHOCK RESISTANCE

No rating

### 10. MOISTURE EXPANSION

No rating

### 12. FROST RESISTANCE

Conforms

### 13. CHEMICAL RESISTANCE

Conforms

### 14. STAIN RESISTANCE

Conforms

### SLIP RESISTANCE (DIN 51130-51097)

Natural R9

Anti Slip R11 (A)

## MANUFACTURER CERTIFICATIONS:



EPD: Available

ISO 14001

For LEED, BREEAM and WELL information, please ask for details. On request tiles can be tested to BS EN 16165:2021. HSE surface roughness and NCS Colour values are also available upon request. All sizes shown are nominal. Due to the printing process and differing screen values actual tile colours may vary. E&OE. © Solus Ceramics Limited 2024. 010.