

# Terrestrial

4 COLOURS | 4 FINISHES | 5 SIZES | 1 DECOR



S  
O  
L  
U  
S


Floor:  
2JDN103  
Wall:  
2JDN104

# Terrestrial

Terrestrial is inspired from a concept of planet earth using elements of four textures and tones to develop limestone floor and wall tiles in five sizes that embody earth, water, air and fire.




Floor:  
2JDN104  
Wall:  
2JDN103D103  
2JDN103



Subsolar  
2JDN101



Worldly  
2JDN102



Earthlike  
2JDN103



Earthbound  
2JDN104



Floor:  
2JDN104  
Wall:  
2JDN103D103  
2JDN103




Subsolar Decor  
2JDN101D101  
300x900x10.5mm  
600x600x10.5mm  
Textured Mix



Worldly Decor  
2JDN102D102  
300x900x10.5mm  
600x600x10.5mm  
Textured Mix



Earthlike Decor  
2JDN103D103  
300x900x10.5mm  
600x600x10.5mm  
Textured Mix



Earthbound Decor  
2JDN104D104  
300x900x10.5mm  
600x600x10.5mm  
Textured Mix

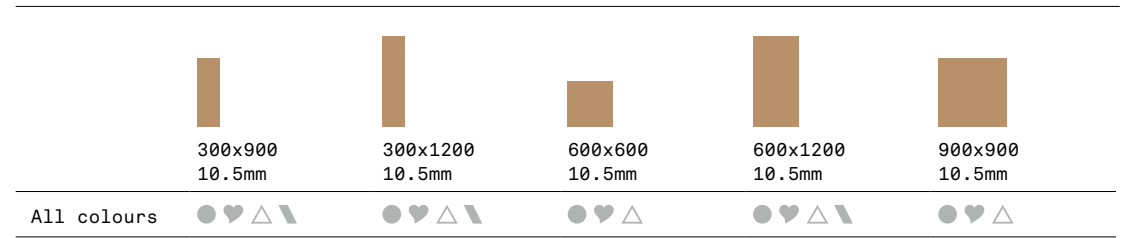






Floor:  
2JDN101

Wall:  
2JDN101

Counter Side:  
2JDN104

## SIZES AND FINISHES




 Matt R10 (A)
  Textured R10 (A)
  Anti Slip R11 (A+B+C)
  Textured Grooved R10 (A+B)




Matt R10 (A)



Textured R10 (A)



Anti Slip R11 (A+B+C)



Textured Grooved R10 (A+B)

# Terrestrial

**APPEARANCE**  
Limestone

**MATERIAL**  
Porcelain

**USAGE**  
Floors and Walls

## NOTES

To avoid lippage we recommend the use of self-levelling spacers.

## ISO 10545 RESULTS

**2. DIMENSIONS AND SURFACE QUALITY**  
Conforms

**3. WATER ABSORPTION**  
 $\leq 0.1\%$

**4. FLEXURAL STRENGTH**  
 $> 45\text{N/mm}$

**6. DEEP ABRASION RESISTANCE**  
 $130 \text{ mm}^3$

**8. LINEAR THERMAL EXPANSION**  
 $< 7.0 \times 10^{-6} \text{ }^\circ\text{C}$

**9. THERMAL SHOCK RESISTANCE**  
Conforms

**10. MOISTURE EXPANSION**  
No rating

**12. FROST RESISTANCE**  
Conforms

**13. CHEMICAL RESISTANCE**  
Conforms

**14. STAIN RESISTANCE**  
Conforms

**SLIP RESISTANCE  
(DIN 51130-51097)**  
Matt R10 (A)  
Textured R10 (A)  
Anti Slip R11 (A+B+C)  
Textured Grooved R10 (A+B)

## MANUFACTURER CERTIFICATIONS:

EPD: Available  
ISO 14001

For LEED, BREEAM and WELL information, please ask for details. On request tiles can be tested to BS EN 16165:2021. HSE surface roughness and NCS Colour values are also available upon request. All sizes shown are nominal. Due to the printing process and differing screen values actual tile colours may vary. E&OE. © Solus Ceramics Limited 2024. 003.