

Timberland

5 COLOURS | 2 FINISHES | 2 SIZES



309
LUS

Floor:
3RON104

Timberland

A creatively composed wood effect range that realistically simulates the look of natural wood. The plank shape sizes are ideal for creating the look of floorboards and users will benefit from the exceptional durability offered by porcelain.





ABOVE
Wall:
3RON105



ABOVE
Floor:
3RON105
Wall:
3RON102
3RON103
3RON105



RIGHT
Floor:
3RON101



Cathcart
3RON101



Leccie
3RON104



Maryhill
3RON102



Knapdale
3RON105



Curle
3RON103



Floor:
3RON103

SIZES AND FINISHES

	200x1200 9mm	300x1200 20mm
Cathcart	♥	
Leccie	♥	
Maryhill	♥ △	△
Knapdale	♥ △	
Curle	♥ △	

♥ Natural R10 (A) △ Anti Slip R11 (A+B+C)

NOTES

To avoid lippage we recommend the use of self-levelling spacers

APPEARANCE

Wood

MATERIAL

Porcelain

USAGE

Floors and Walls

SHADE VARIATION

V4 - Heavy

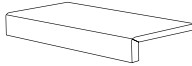
SPECIAL PIECES

Available in all colours.

For more information contact our sales team.

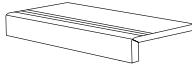
ELEMENTO L

150x600x50mm



ELEMENTO L GRIP

150x600x50mm



ISO 10545 RESULTS

2. DIMENSIONS AND SURFACE QUALITY

Conforms

3. WATER ABSORPTION

No rating

4. FLEXURAL STRENGTH

> 35 N/mm²

6. DEEP ABRASION RESISTANCE

No rating

8. LINEAR THERMAL EXPANSION

No rating

9. THERMAL SHOCK RESISTANCE

Conforms

10. MOISTURE EXPANSION

No rating

12. FROST RESISTANCE

Conforms

13. CHEMICAL RESISTANCE

Conforms

14. STAIN RESISTANCE

Conforms

SLIP RESISTANCE (DIN 51130-51097)

Natural R10 (A)


Anti Slip R11 (A+B+C)

MANUFACTURER CERTIFICATIONS:

EPD: Available

For LEED, BREEAM and WELL information, please ask for details. On request tiles can be tested to BS EN 16165:2021. HSE surface roughness and NCS Colour values are also available upon request.

All sizes shown are nominal. Due to the printing process and differing screen values actual tile colours may vary. E&OE. © Solus Ceramics Limited 2024. 009.

 > 40%
Pre-consumer