

# Touchwood

4 COLOURS | 2 FINISHES | 3 SIZES | 1 MOSAIC | 1 DECOR



SO  
LUS

Floor:  
3TOU103  
Wall:  
3TOU103

# Touchwood

Recreate the warm and welcoming ambience of organic patterns of planed Birch, Maple, Oak, and Elm, with this timeless collection modelled on salvaged boards from traditional Alpine lodges.



Floor:  
3TOU103D103




Floor:  
3TOU104



TOU-Birch  
3TOU101



TOU-Maple  
3TOU102



TOU-Oak  
3TOU103



TOU-Elm  
3TOU104



Floor:  
3TOU102M102  
Wall:  
3TOU102M102

## SIZES AND FINISHES

	150x900 9mm	250x1500 9mm	300x1200 20mm
TOU-Birch	●	●	△
TOU-Mapel	●	●	
TOU-Oak	●	●	
TOU-Elm	●	●	△

● Matt R10 (A+B)    △ Anti Slip R11 (A+B+C)

## NOTES

To avoid lippage we recommend the use of self-levelling spacers.

## MOSAICS



TOU-Birch Mosaic  
3TOU101M101  
362x412x9mm  
Matt R10 (A+B)



TOU-Mapel Mosaic  
3TOU102M102  
362x412x9mm  
Matt R10 (A+B)



TOU-Oak Mosaic  
3TOU103M103  
362x412x9mm  
Matt R10 (A+B)



TOU-Elm Mosaic  
3TOU104M104  
362x412x9mm  
Matt R10 (A+B)


## DECORS



TOU-Birch Decor  
3TOU101D101  
216x250x9 Hexagon  
Matt R10 (A+B)



TOU-Mapel Decor  
3TOU102D102  
216x250x9 Hexagon  
Matt R10 (A+B)



TOU-Oak Decor  
3TOU103D103  
216x250x9 Hexagon  
Matt R10 (A+B)



TOU-Elm Decor  
3TOU104D104  
216x250x9 Hexagon  
Matt R10 (A+B)

## APPEARANCE

Wood

## MATERIAL

Porcelain

## USAGE

Floors and Walls

## SHADE VARIATION

V4 - Heavy

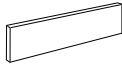
## SPECIAL PIECES

Available in all colours.

For more information contact our sales team.

## BATTISCOPIA

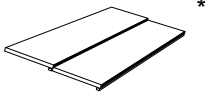
70x900mm



## CHALET

150x900x9mm

120x750x9mm



\* Suitable for Walls only

## ISO 10545 RESULTS

### 2. DIMENSIONS AND SURFACE QUALITY

Conforms

### 3. WATER ABSORPTION

$\leq 0.2\%$

### 4. FLEXURAL STRENGTH

$> 35 \text{ N/mm}^2$

### 6. DEEP ABRASION RESISTANCE

$< 175 \text{ mm}^3$

### 8. LINEAR THERMAL EXPANSION

$< 7 \times 10^{-6} \text{ }^\circ\text{C}$

### 9. THERMAL SHOCK RESISTANCE

Conforms

### 10. MOISTURE EXPANSION

$\leq 0.01\% (0.1 \text{ mm/m})$

### 12. FROST RESISTANCE

Conforms

### 13. CHEMICAL RESISTANCE

Conforms

### 14. STAIN RESISTANCE

Conforms

### SLIP RESISTANCE (DIN 51130-51097)

Matt R10 (A+B)

Anti Slip R11 (A+B+C)

## MANUFACTURER CERTIFICATIONS:

**Declare.** EPD: Available  
ISO 14001  
ISO 17889-1

For LEED, BREEAM and WELL information, please ask for details. On request tiles can be tested to BS EN 16165:2021. HSE surface roughness and NCS Colour values are also available upon request. All sizes shown are nominal. Due to the printing process and differing screen values actual tile colours may vary. E&OE. © Solus Ceramics Limited 2024. 004.