

Transpose

7 COLOURS | 2 FINISHES | 5 SIZES | 1 MOSAIC



S
O
L
U
S

Floor:
3SAL101

Transpose

Transpose is a carefully crafted neutral range featuring a variety of shades inspired by warm and cool environments. Natural finish and a beautifully curved Anti Slip finish offer dynamic opportunities in both interior and exterior locations.



Floor:
3SAL104

Transpose



Floor:
3SAL106
Wall:
3SAL105



Altered
3SAL107




Reform
3SAL104




Scaled
3SAL103




Invert
3SAL102



Convert
3SAL105



Switch
3SAL101







Tailor
3SAL106



Floor:
3SAL104

SIZES AND FINISHES

					
	100x600 8mm	150x600 8mm	300x600 8mm	600x600 8mm	600x1200 8mm
All colours	⊗ △	⊗ △	⊗ △	⊗ △	⊗ △

⊗ Natural R10 (A) △ Anti Slip R11 (A+B+C)

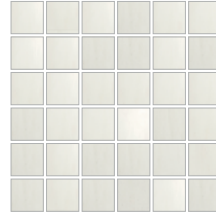
NOTES

To avoid lippage we recommend the use of self-levelling spacers



Floor:
3SAL103

MOSAICS



Altered Mosaic

3SAL107M107

300x300x8mm (50x50 Chips)

Natural R10 (A)



Reform Mosaic

3SAL104M104

300x300x8mm (50x50 Chips)

Natural R10 (A)




Scaled Mosaic

3SAL103M103

300x300x8mm (50x50 Chips)

Natural R10 (A)




Invert Mosaic

3SAL102M102

300x300x8mm (50x50 Chips)

Natural R10 (A)




Convert Mosaic

3SAL105M105

300x300x8mm (50x50 Chips)

Natural R10 (A)




Switch Mosaic

3SAL101M101

300x300x8mm (50x50 Chips)

Natural R10 (A)



Tailor Mosaic

3SAL106M106

300x300x8mm (50x50 Chips)

Natural R10 (A)

Transpose

APPEARANCE
Slate

MATERIAL
Porcelain

USAGE
Floors and Walls

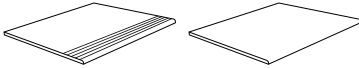
SHADE VARIATION
V2 - Light

SPECIAL PIECES
Available in all colours.
For more information contact our sales team.

BATTISCOPIA
90x600mm



GRADINO STEP
300x600mm



ISO 10545 RESULTS

2. DIMENSIONS AND SURFACE QUALITY
Conforms

3. WATER ABSORPTION
0.08%

4. FLEXURAL STRENGTH
49 N/mm²

6. DEEP ABRASION RESISTANCE
140mm³

8. LINEAR THERMAL EXPANSION
6.5x10⁻⁶ °C

9. THERMAL SHOCK RESISTANCE
Conforms

10. MOISTURE EXPANSION
No rating

12. FROST RESISTANCE
Conforms

13. CHEMICAL RESISTANCE
Conforms

14. STAIN RESISTANCE
Conforms

**SLIP RESISTANCE
(DIN 51130-51097)**
Natural R10 (A)
Anti Slip R11 (A+B+C)

MANUFACTURER CERTIFICATIONS:



EPD: Available
ISO 14001

For LEED, BREEAM and WELL information, please ask for details. On request tiles can be tested to BS EN 16165:2021. HSE surface roughness and NCS Colour values are also available upon request. All sizes shown are nominal. Due to the printing process and differing screen values actual tile colours may vary. E&OE. © Solus Ceramics Limited 2024. 007.

Up to 40%
Pre-consumer