

Vigilant

5 COLOURS | 3 FINISHES | 6 SIZES | 3 MOSAICS



S
LUS

Floor:
3FNL103
Wall:
3FNL104M304

Vigilant

Evoking the subtle nuances of natural limestone, Vigilant is a beautiful range that features visible veins and light movements, which only adds to the authenticity.



Floor:
3FNL101

Vigilant



ABOVE
Floor:
3FNL103



ABOVE
Floor:
3FNL105
Wall:
3FNL101



Watchful
3FNL101



Attentive
3FNL102



Observe
3FNL103



Alert
3FNL104



Guarded
3FNL105



Wall:
3FNL105M105



Watchful Mosaic A
3FNL101M101
300x300x9mm
Natural R10 (A+B)



Attentive Mosaic A
3FNL102M102
300x300x9mm
Natural R10 (A+B)



Observe Mosaic A
3FNL103M103
300x300x9mm
Natural R10 (A+B)



Alert Mosaic A
3FNL104M104
300x300x9mm
Natural R10 (A+B)



Guarded Mosaic A
3FNL105M105
300x300x9mm
Natural R10 (A+B)



Watchful Mosaic B
3FNL101M201
300x300x9mm
Textured Mix



Attentive Mosaic B
3FNL102M202
300x300x9mm
Textured Mix




Observe Mosaic B
3FNL103M203
300x300x9mm
Textured Mix



Wall:
3FNL101M201



Alert Mosaic B
3FNL104M204
300x300x9mm
Textured Mix



Guarded Mosaic B
3FNL105M205
300x300x9mm
Textured Mix



Watchful Mosaic C
3FNL101M301
300x600x9mm
Textured Mix




Attentive Mosaic C
3FNL102M302
300x300x9mm
Textured Mix



Observe Mosaic C
3FNL103M303
300x300x9mm
Textured Mix



Alert Mosaic C
3FNL104M304
300x300x9mm
Textured Mix



Guarded Mosaic C
3FNL105M305
300x300x9mm
Textured Mix



Floor:
3FNL104

SIZES AND FINISHES

	200x1200 9mm *	300x600 9mm	450x900 9mm	600x600 9mm	600x900 20mm	600x1200 9mm
Watchful	♥	♥ □ △	♥ □	♥ □		♥ □ △
Attentive	♥	♥ □ △	♥ □	♥ □	△	♥ □ △
Attentive	♥	♥ □ △	♥ □	♥ □	△	♥ □ △
Alert	♥	♥ □ △	♥ □	♥ □		♥ □ △
Guarded	♥	♥ □ △	♥ □	♥ □		♥ □ △

♥ Natural R10 (A+B) □ Polished △ Anti Slip R11 (A+B)

NOTES

* To avoid lippage we recommend the use of self-levelling spacers and a 25% laying out pattern.

APPEARANCE
Limestone

MATERIAL
Porcelain

USAGE
Floors and Walls

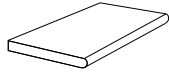
SHADE VARIATION
V3 - Moderate

SPECIAL PIECES
Available in all colours.
For more information contact our sales team.

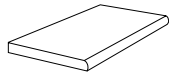
BULLNOSE
75x600mm



ROUNDED EDGE ELEMENT
300x604x20mm



HALF BULLNOSE ELEMENT
300x604x20mm



ISO 10545 RESULTS

2. DIMENSIONS AND SURFACE QUALITY
Conforms

3. WATER ABSORPTION
<0.2% - <0.5%

4. FLEXURAL STRENGTH
35 N/mm²

6. DEEP ABRASION RESISTANCE
145-175 mm³

8. LINEAR THERMAL EXPANSION
No rating

9. THERMAL SHOCK RESISTANCE
No rating

10. MOISTURE EXPANSION
No rating

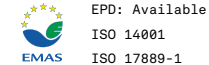
12. FROST RESISTANCE
Conforms

13. CHEMICAL RESISTANCE
Conforms

14. STAIN RESISTANCE
Conforms

**SLIP RESISTANCE
(DIN 51130-51097)**
Natural R10 (A+B)
Anti Slip R11 (A+B)

MANUFACTURER CERTIFICATIONS:



For LEED, BREEAM and WELL information, please ask for details. On request tiles can be tested to BS EN 16165:2021. HSE surface roughness and NCS Colour values are also available upon request. All sizes shown are nominal. Due to the printing process and differing screen values actual tile colours may vary. E&OE. © Solus Ceramics Limited 2024. 003.

