

# Wavelength

6 COLOURS | 4 FINISHES | 4 SIZES | 1 MOSAIC



S  
O  
L  
U  
S

Floor:  
3DJH106  
Walls:  
3DJH106



# Wavelength

Marble-effect Wavelength's versatility knows no bounds, with a wide selection of natural looking colours, sizes and formats including a mosaic. The range is suitable indoors and outdoors.



Floor:  
3DJH104  
Walls:  
3DJH104



Periodic  
3DJH104



Sounds  
3DJH106



Vibration  
3DJH102



Frequent  
3DJH105



Spectrum  
3DJH103













Physics  
3DJH101





Floor:  
3DJH105  
Walls:  
3DJH105

## SIZES AND FINISHES

	 300x600 9mm	 600x600 9mm	 600x1200 9mm	 1200x2800 6mm
 Periodic	♥ ■	♥ ■ △	♥ ■ △	● ■
 Sounds	♥ ■	♥ ■ △	♥ ■ △	● ■
 Vibration	♥ ■	♥ ■ △	♥ ■ △	
 Frequent	♥ ■	♥ ■ △	♥ ■ △	● ■
 Spectrum	♥ ■	♥ ■ △	♥ ■ △	
 Physics	♥ ■	♥ ■ △	♥ ■ △	

● Matt R9 (A)    ♥ Matt R10 (A)    ■ Polished    △ Anti Slip R11 (A+B+C)



Floor:  
3DJH102  
Walls:  
3DJH102M101

## MOSAICS



Periodic Mosaic A  
3DJH104M101  
300x300x9mm (47x47 Chips)  
Matt R10 (A), Polished



Sounds Mosaic A  
3DJH106M101  
300x300x9mm (47x47 Chips)  
Matt R10 (A), Polished




Vibration Mosaic A  
3DJH102M101  
300x300x9mm (47x47 Chips)  
Matt R10 (A), Polished



Frequent Mosaic A  
3DJH105M101  
300x300x9mm (47x47 Chips)  
Matt R10 (A), Polished



Spectrum Mosaic A  
3DJH103M103  
300x300x9mm (47x47 Chips)  
Matt R10 (A), Polished



Physics Mosaic A  
3DJH101M101  
300x300x9mm (47x47 Chips)  
Matt R10 (A), Polished

# Wavelength

## APPEARANCE

Marble

## MATERIAL

Porcelain

## USAGE

Floors and Walls

## SHADE VARIATION

V4 - Heavy

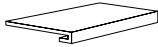
## SPECIAL PIECES

Available in all colours.

For more information contact our sales team.

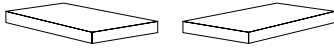
## GRADINO C.RETTA

330x1200mm



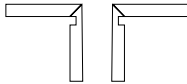
## ANGOLO DX AND SX

330x1200mm



## BATTISCALA DX AND SX

48x600mm



## BATTISCOPIA

48x1200mm



## ISO 10545 RESULTS

### 2. DIMENSIONS AND SURFACE QUALITY

Conforms

### 3. WATER ABSORPTION

$\leq 0.5\%$

### 4. FLEXURAL STRENGTH

35 N/mm<sup>2</sup>

### 6. DEEP ABRASION RESISTANCE

175 mm<sup>3</sup>

### 8. LINEAR THERMAL EXPANSION

$6.6 \times 10^{-6} \text{ } ^\circ\text{C}$

### 9. THERMAL SHOCK RESISTANCE

Conforms

### 10. MOISTURE EXPANSION

No rating

### 12. FROST RESISTANCE

Conforms

### 13. CHEMICAL RESISTANCE

Conforms

### 14. STAIN RESISTANCE

Conforms

### SLIP RESISTANCE (DIN 51130-51097)

Matt R9 (A)

Matt R10 (A)

Anti Slip R11 (A+B+C)

## MANUFACTURER CERTIFICATIONS:



EPD: Available

ISO 14001

For LEED, BREEAM and WELL information, please ask for details. On request tiles can be tested to BS EN 16165:2021. HSE surface roughness and NCS Colour values are also available upon request. All sizes shown are nominal. Due to the printing process and differing screen values actual tile colours may vary. E&OE. © Solus Ceramics Limited 2024. 006.



> 40%

Pre-consumer