

Woodlook

4 COLOURS | 1 FINISH | 2 SIZES | 2 DECORS



S
O
L
U
S

Floor:
3AFD104D101

Woodlook

Antique in appearance, Woodlook is an eclectic wood-effect range, brimming with design potential. Offered in stylish neutral planks as well as intriguing décor options, the tiles are available in a selection of sizes and finishes.



Floor:
3AFD103
Wall:
3AFD104

Woodlook



Floor:
3AFD102
Wall:
3AFD101
3AFD105D105



Elkington
3AFD103



Bassie
3AFD102



Larose
3AFD104



Beneoin
3AFD101



Elkington Decor B
3AFD103D101
300x1200x9mm
Matt R9



Bassie Decor B
3AFD102D101
300x1200x9mm
Matt R9



Larose Decor B
3AFD104D101
300x1200x9mm
Matt R9



Beneoin Decor B
3AFD101D101
300x1200x9mm
Matt R9









Northwest Decor C
3AFD105d105
200x200x9mm
Matt R9



Wall:
3AFD101

SIZES AND FINISHES

		
	200x1200 9mm	200x1200 9mm Chevron DX/SX
 Elkington	<input type="checkbox"/>	<input type="checkbox"/>
 Bassie	<input type="checkbox"/>	<input type="checkbox"/>
 Larose	<input type="checkbox"/>	<input type="checkbox"/>
 Beneoin	<input type="checkbox"/>	<input type="checkbox"/>

Matt R9

NOTES

To avoid lippage we recommend the use of self-levelling spacers

APPEARANCE

Wood

MATERIAL

Porcelain

USAGE

Floors and Walls

SHADE VARIATION

V2 - Light

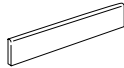
SPECIAL PIECES

Available in all colours.

For more information contact our sales team.

BULLNOSE PLINTH

62x600mm



ISO 10545 RESULTS

2. DIMENSIONS AND SURFACE QUALITY

Conforms

3. WATER ABSORPTION

< 0.1%

4. FLEXURAL STRENGTH

Conforms

6. DEEP ABRASION RESISTANCE

< 145 mm³

8. LINEAR THERMAL EXPANSION

7×10^{-6} °C

9. THERMAL SHOCK RESISTANCE

Conforms

10. MOISTURE EXPANSION

< 0.1 (mm/m)

12. FROST RESISTANCE

Conforms

13. CHEMICAL RESISTANCE

Conforms

14. STAIN RESISTANCE

Conforms

SLIP RESISTANCE (DIN 51130-51097)

Matt R9

MANUFACTURER CERTIFICATIONS:



EPD: Available

ISO 14001

ISO 17889-1

For LEED, BREEAM and WELL information, please ask for details. On request tiles can be tested to BS EN 16165:2021. HSE surface roughness and NCS Colour values are also available upon request. All sizes shown are nominal. Due to the printing process and differing screen values actual tile colours may vary. E&OE. © Solus Ceramics Limited 2024. 006.