



Gökyüzü

Interior design is authentically inspired

Infused with a modern Mediterranean influence, the stunning Gökyüzü in Finchley features a trio of beautiful bespoke mosaics.

Le Monde Hotel
Enhancing elegant architecture

Scorch
Urban design meets rustic charm

Strand Palace
A subtle nod to Style Moderne

Outdoor Tiles
Exquisite external ranges



Diverse and dynamic, our projects and products will inspire the imagination

Michelle Bell, editor
michellebell@solusceramics.com

Our latest edition of *Quarter* showcases seven sensational ranges that offer diversity and dynamism, from the worn aesthetics of *Scorch* to the pastel palette of *Shred*, our fresh and vibrant new products are infinitely capable of enhancing any design project. We've also highlighted a stunning selection of our on-trend 2cm slabs, the perfect partner for outdoor spaces.

As always, the magazine features a series of unique and inspirational projects, including the ultra-stylish *Le Monde Hotel*, which was treated to a £1 million revamp to reflect a contemporary aesthetic, and *Gökyüzü* which proudly pays tribute to its Mediterranean heritage using exquisite and intricate mosaic patterns.

The super sophisticated *Strand Palace* demonstrates how the minimalist concept of *Style Moderne* can be used to maximise space, while a bespoke montage provides a memorable and inviting first impression at the picture-perfect *Inn on the Lake*.



new products

04 visceral

A touching tribute to Italian Terrazzo

10 scorch

Stripped back aesthetics of the industrial era

16 moderne

Reflecting the sleek sophistication of Art Deco

22 monochrome

A contemporary take on a classic design

26 monochrome wall

Decorative range is a dynamic partner

30 shred

A sweet and sugary palette of pastel shades

36 sphere

Embracing an ethereal and enthralling aesthetic



projects

42 Le Monde Hotel, Edinburgh

Eye-catching floors enhance elegant architecture

48 Inn on the Lake, Lake District


Stunning mosaic creates a memorable first impression

54 Gökyüzü, Finchley

Traditional tiles offer a taste of the Mediterranean

60 Strand Palace, London

A subtle and stylish nod to Style Moderne



intelligence

66 Exquisite 2cm ranges for outdoor space

Create alluring alfresco spaces with Solus' on-trend 2cm ranges

70 Remote CPD seminar

Solus is offering remote-access RIBA certified CPD seminar

DIRECTORS

Peter Bentley
peterbentley@solusceramics.com
Chairman

Marcus Bentley
marcusbentley@solusceramics.com
Managing Director

Ryan Bennett
ryanbennett@solusceramics.com
Finance Director

Stephen Baker
stephenbaker@solusceramics.com
Commercial Director

David Overton
davidoverton@solusceramics.com
Sales Director

LONDON REGIONAL SALES

Jo Burley
joburley@solusceramics.com
+44 (0) 7771 850 058
London West Central, West, Essex and Hampshire

Beatriz Garcia
beatrizgarcia@solusceramics.com
+44 (0) 7936 368 992
London West Central, West, East Central, East and Kent

Pete Toule
petetoule@solusceramics.com
+44 (0) 7917 064 853
London East Central and East

John Rose
johnrose@solusceramics.com
+44 (0) 7912 479 613
London North and North West

Michael Irvine
michaelirvine@solusceramics.com
+44 (0) 7717 788 578
London South West, South East and West Sussex

Mark Ayliffe
markayliffe@solusceramics.com
+44 (0) 7896 266 561
London South East, East Central, East, South West and East Sussex

UK REGIONAL SALES

Ross Murray
rossmurray@solusceramics.com
+44 (0) 7799 867 296
Scotland, Northern England and Ireland

Claire Hulme
clairehulme@solusceramics.com
+44 (0) 7860 850 498
North West England and North Wales

Lee Simmonds
leesimmonds@solusceramics.com
+44 (0) 7885 893 154
Midlands, Staffordshire, Shropshire and Home Counties

Mark Blamires
markblamires@solusceramics.com
+44 (0) 7590 883 132
North East and East England

Nathan Manley
nathanmanley@solusceramics.com
+44 (0) 7595 203 314
South West England, Mid Wales and South Wales

ENGINEERED HARDWOOD & ORGANIC FLOORING DIVISION

Aaron Smith
aaronsmith@solusceramics.com
+44 (0) 7761 511 352
West London, South London and Home Counties South

Alex Hutchison
alexhutchison@solusceramics.com
+44 (0) 7761 511 351
East London, North London and Home Counties North

Richard James
richardjames@solusceramics.com
+44 (0) 7530 622 310
Midlands, North West England and Wales

Ross Murray
rossmurray@solusceramics.com
+44 (0) 7799 867 296
Scotland, Newcastle and North East England

Stephen Baker
stephenbaker@solusceramics.com
+44 (0) 7919 047 934
Nationwide



Head Office & Showroom
Unit 1 Cole River Park,
Warwick Road,
Birmingham, B11 2QX
+44 (0) 121 753 0777
sales@solusceramics.com

Clerkenwell Showroom
80 Clerkenwell Rd,
London, EC1M 5RU
+44 (0) 203 282 8466
sales@solusceramics.com



“

It's been an unpredictable and unprecedented year for the architectural and interior design community which has faced many challenges along the way. We are delighted to have been able to support our customers throughout 2020, continuing to source the same array of high-quality, on-trend products that we are renewed for, a selection of which are launched in Quarter 22.”

Stephen Baker, Commercial Director



visceral

3DNWOODS
d001

Porcelain
Floors and Walls



visceral

Visceral pays a touching tribute to Terrazzo's Italian heritage

An early pioneer of the sustainability movement, the timeless technique of Terrazzo is believed to have flourished in Venice more than five hundred years ago and, thanks to its artisanal appearance, has taken its rightful place as the jewel in the crown of design projects ever since.

Rich in history, the ornamental style as it is recognised today, was crafted when the workers of Italy's famous floating city began recycling uniquely shaped pieces of marble, combining them with clay and grinding the mixture to produce a comfortable walking surface.

Solus' new gently flecked Visceral pays tribute to its heritage, offering an on-trend twist on the eminent style, captivating contemporary designers with its ability to complement a multitude of modern spaces.


With its endless ability to be re-used and re-invented, the highly decorative porcelain range, composed of 40 per cent recycled

material, is sure to stand the test of time, offering versatility of colour, shape and size.

Available in five shades, featuring the industrial silver-grey of Calmer, neutral tones of Flight and earthy palette of Elaite along with Hyper's bold emerald hues and the vibrant wine of Scold, Visceral lends a touch of class and sophistication to its environment.

Patterned options are also offered including the chromatic geometric design of Flight Décor and the abstract aesthetics of Hyper Décor, reminiscent of the inspirational artwork of Jackson Pollock.

The stunning Visceral range is the perfect partner to interior and exterior projects alike and features hexagonal, square and rectangular options as well as Natural R10, Nonslip R11 and Solid R11 (A+B+C) finishes. Sizes range from 250x290mm to 1000x1000mm with Flight and Calmer available in a 2cm thickness. ♦



The chromatic Visceral creates a bold aesthetic with its solid colour and décor designs



Versatile in nature, Visceral features a duo of 2cm options in a Solid R11 finish, making it the perfect partner for outdoor space



visceral technical details:

Finishes: Natural R10, Nonslip R11 and Solid R11 (A+B+C) 20mm
 Appearance: Terrazzo
 Material: Porcelain
 Usage: Floors and walls

Colours:




Flight 3DNW002 Calmer 3DNW001 Hyper 3DNW003 Elaite 3DNW004 Scold 3DNW005

Décors:



Flight Décor 3DNW002d001 Hyper Décor 3DNW003d001

Sizes (mm):



PTV results available upon request.



CAUTION
HOT SURFACE

2SCA201
001

2SCA201

2SCA200

2SCA201

scorch

Porcelain
Floors and Walls



scorch

Embracing the stripped back aesthetics of the industrial era

A blissful marriage of sleek modernity and warm rustic charm, Scorch's worn aesthetics have their roots firmly planted in the industrial era, embracing the fuss-free, stripped back aesthetics of the revolution.

The range's distressed texture pays homage to the 'less is more' school of design, encouraging minimalist décor and simplistic furnishings devoid of excess, to achieve an authentically organic ambiance.

Bold in personality, the fiery tones of Woosh display a genuine passion and commitment to their surroundings, owed in no mediocre measure to the dramatic combination of rich russet, creamy caramel and copper hues that characterise the palette.

Equally as impactful, the sandy shades of Crash featuring hints of earthy ochre and dappled fawn, offer a softer, more neutral aesthetic while the cerulean colouring of Awash mirrors the appearance of bright blue summer skies, garnished with a smattering of wispy, whimsical clouds.

Edgy and on-trend, Woosh Décor A is adorned with the abstract art of dripping paint while Crash Décor A features chunky blocks of complementary colours, including camel, mahogany, cocoa, coffee and umber.

Composed of 40 per cent recycled material, this sustainable range is suitable for internal and external use as well as floors and walls. It is available in up to 2cm thickness and Natural R10, Non-slip R11 and Solid R11 (A+B+C) finishes. ♦



A characterful range, Scorch features a duo of 2cm options including the fiery tones of Woosh and earthy hues of Crash Décor A



2SCA201

An artisan aesthetic is created through the marriage of warm rustic charm and urban design



2SCA202

scorch technical details:

Finishes: Natural R10, Nonslip R11 and Solid R11 (A+B+C) 20mm
Appearance: Traditional
Material: Porcelain
Usage: Floors and walls

Colours:



Crash 2SCA200

Woosh 2SCA201

Awash 2SCA202

Sizes (mm):

1000x1000	500x1000	250x1000
-----------	----------	----------

PTV results available upon request.

Décor:



Crash Décor A
2SCA200d001

Available in 500x1000x20mm
in a Solid R11 (A+B+C) finish



Woosh Décor A
2SCA201d001

Available in 250x1000x10mm
in Natural R10 finish



moderne

Porcelain
Floors and Walls



moderne

Reflecting Art Deco's sleek and sophisticated aesthetic

A true tribute to the irrepressible Art Deco movement, the clean shapes and geometric design of Moderne reflect the ever-popular 1920s phenomenon in its purest form.

Thanks to its enduring ability to transform spaces with an air of anti-traditional elegance, the sleek and sophisticated aesthetics of Style Moderne are as relevant today as when the concept was conceived a century ago.

A worn, industrial appearance catapults this vintage-inspired 200x200mm range into contemporary culture, affording it a cutting-edge look, infinitely suited to current design projects.

Geometric shapes, lines, cubes and angles characterise the Matt

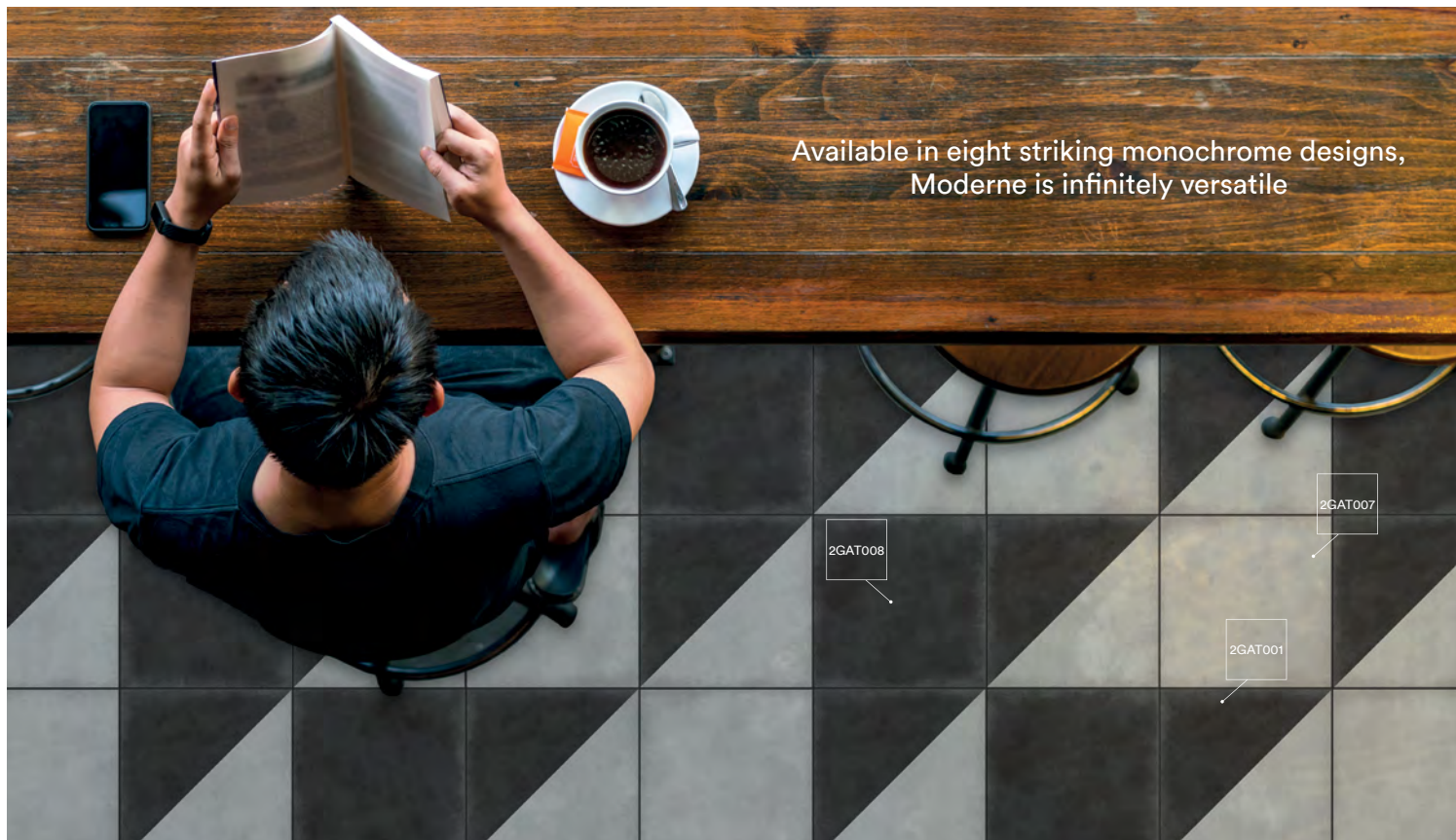
Rio monochrome tiles and, when combined, can be called upon to create intriguing patterns on feature floors and walls.

A fresh take on the classic chequered design can be achieved with the distressed off-white of Baunton and black of Driffield, lending an avant-garde aesthetic to the traditional style, while flamboyant formations can be accomplished through the clean triangular split of Caprio, diagonal stripes of Debecki and Clemens' duo of solid vertical blocks.

Eye-catching and extravagant alternatives are available in Colebourne, which features a stylish white centre square bordered by a black outline, the angular presentation of Bisley and the half-moon of Mulligan. ♦



Moderne's eye-catching geometric patterns offer a contemporary take on the popular 1920s phenomenon



Available in eight striking monochrome designs,
Moderne is infinitely versatile

moderne technical details:

Finish: Matt R10
Appearance: Patterned
Material: Porcelain
Usage: Floors and walls

Colours:




Caprio 2GAT001 Mulligan 2GAT002 Debicki 2GAT003 Clemens 2GAT004



Bisley 2GAT005 Colebourne 2GAT006 Baunton 2GAT007 Driffield 2GAT008

Size (mm):



PTV results available upon request.



2PWK104

2PWK103

2PWK106

2PWK105

2PWK102

2PWK101

monochrome


Porcelain
Floors and Walls



monochrome technical details:


Finish: **Matt R10**
 Appearance: **Patterned**
 Material: **Porcelain**
 Usage: **Floors and walls**

Colours:



Icicles 2PWK102 Licorice 2PWK101 Orca 2PWK103 Panda 2PWK105 Newspaper 2PWK104 Barcode 2PWK106

Size (mm):



200x200
 PTV results available upon request.

monochrome

Transcending time with a contemporary take on a classic design

A contemporary twist on a vintage style adds an intriguing new dimension to interiors featuring Monochrome, enhancing spaces with an air of elegance and a touch of class that transcends time.

Visually appealing, the contrast between its bold black and brilliant white palette lends an infinitely versatile quality to this decadent range, making it the perfect partner for a plethora of current – and future – design projects.

Artistic flair is positively encouraged by Monochrome's homogeneous patterns which can either be used individually to

achieve a dynamic focal point or mixed to create a rich and varied tapestry.

At the heart of this on-trend range sit six core designs, available in a 200x200mm format and featuring a versatile Matt R10 finish, extending their use to both floors and walls.

Starting with the solid black of Licorice and dazzling white of Icicles, Monochrome diversifies to create the circular patterned Orca and Panda, and the geometric detail of Newspaper and Barcode, featuring black and white backgrounds respectively. ◊



Check out Monochrome Wall for complementary tiles in a selection of 3D patterns



5PWK101

5PWK102

5PWK108

**monochrome
wall**

Ceramic
Walls only



monochrome wall

Decorative range is a dynamic partner to its chic sister

This dynamic partner to the stunning Monochrome, a highly decorative range has been exclusively designed to enhance walls with its tactile, textured appearance.

The aptly named Monochrome Wall reflects the clean and classic aesthetics of its counterpart, featuring eye-catching black and white chroma, on this occasion adorned with a Gloss finish.

This striking selection of opulent ceramic tiles is available in solid colour and 3D options, presenting an enticing opportunity to create intriguing and harmonious patterns.

The raven chroma of Cats and dazzling white of Rice provide a


sleek and sophisticated base for the range, complemented by a quintet of offerings.

A white circular pattern imposed on a jet background characterises Puffin while Dalmation features the opposite composition and respective 3D versions are offered by Zorilla and Penguin.



Similarly, Dice features a charcoal base on which a white angular geometric design sits, with the reverse true of Keyboard. The 3D versions of the aforementioned designs are offered by Pirate and Crossword, providing the finishing touch to this stylish range. Cats and Rice are composed of a trio of sizes while the other design options are available in a 100x300mm format. ◊

monochrome wall technical details:

Finish: Gloss
 Appearance: Patterned
 Material: Ceramic
 Usage: Walls only



Colours:



Size (mm):





2DTG102

2DTG117
d202

2DTG112

shred

2DTG101

2DTG104

2DTG114
d201

2DTG118
d203

Porcelain
Floors and Walls

2DTG103



shred

A sweet and sugary palette of pastel shades

Evoking childhood memories of carefree summer days when fun and frivolity reigned supreme, Shred is the perfect blend of playful innocence and on-trend style.

Effervescent in nature, the range offers a sweet and sugary palette of soft pastel shades as well as quirky décor options that are guaranteed to add a splash of colour to minimalist design projects.

Inspiring the imagination to wander freely, Leigham's luscious lemon and Kilmington's powder blue tones mirror the chroma of a picture-perfect seaside vista, rousing recollections of leisurely days spent at the beach, while Winkleigh's laurel hues conjure images of freshly mown spring grass.

Lilac shades infuse Ivybridge, presenting a lively alternative

to the muted complexions that have taken centre stage in recent times, while Halwill's vivid coral blush provides a sense of romance and the hushed grey wash of Taddipport offers a subtle wink to a more neutral aesthetic.

The buoyant personality of Shred is further enhanced by the fresh and funky Swimbridge, featuring gentle flecks of dove grey on a sparkling white backdrop, which also forms the basis of the range's eye-catching ensemble of décor designs.

Bursts of chroma reflecting Shred's solid colour spectrum sit alongside the lightly peppered design in diagonal, vertical, central and corner patterns, mimicking the appearance of roughly torn paper.

The irrepressible Shred is offered in a Matt R10 finish, measuring 200x200mm, and is suitable for floors and walls. ♦



Fun and frivolous, Shred is available in a rainbow of colours and an array of designs





Shred's Matt R10 finish makes it perfectly suited to both floors and walls




shred technical details:

Finish: Matt R10
 Appearance: Plain colour
 Material: Porcelain
 Usage: Floors and walls

Colours:



Décors:



Size (mm):



PTV results available upon request.

Décors are available in all colours





sphere

2STJ107

2STJ106

Porcelain
Floors and Walls



sphere

Ethereal and enthralling, Sphere offers a unique composition

Intriguing and inspirational in equal measure, Sphere's sophisticated circular formation pays tribute to its name, enhancing interior design projects with its visually arresting aesthetics.

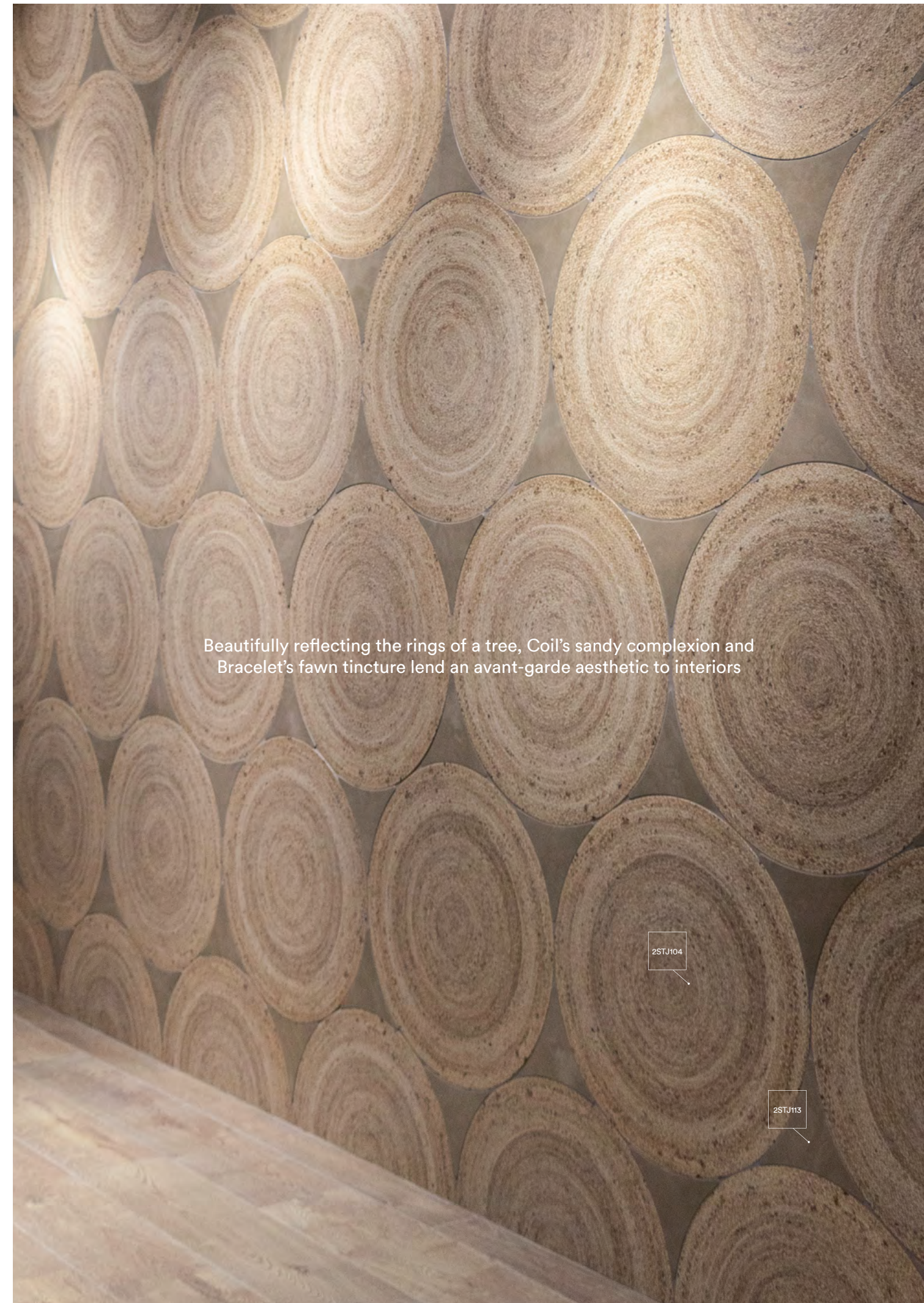
Offered in a stunning selection of 13 unique arrangements, the robust porcelain tiles are accompanied by matching triangular accessories which, when combined, create a sleek and unified appearance.

An opulent gently veined marble-effect pattern adorns the dove hues of Bangle, smoky tones of Disc and ash chroma of Loops while lighter options are offered in the argent glow of Circllet and white shades of Cycle.

A duo of eye-catching designs, beautifully reflecting the rings of a tree are showcased in the sandy complexion of Coil and the fawn tincture of Bracelet, lending an avant-garde element to interiors.

A soft dappled effect graces the surface of the creamy Eyelet, pearl Rings and oyster Encircle as well as peppery Vortex, raven Globe and taupe Orbed, whose neutral aesthetics allow the tiles' chic composition to shine through.

Sphere is offered in a Matt finish suitable for floors and walls with the circular aspect of the range featuring a diameter of 750mm and the triangular component measuring 215x245mm. ●



Beautifully reflecting the rings of a tree, Coil's sandy complexion and Bracelet's fawn tincture lend an avant-garde aesthetic to interiors


Distinctive and dynamic in appearance, Sphere has the power to impress



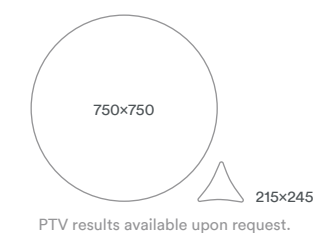
sphere technical details:

Finish: **Matt**
 Appearance: **Irregular**
 Material: **Porcelain**
 Usage: **Floors and walls**

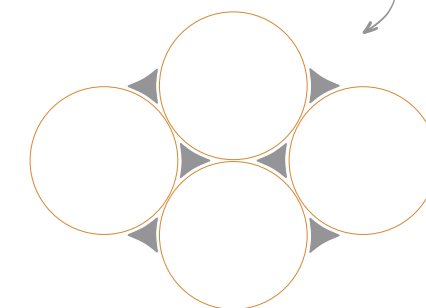
Colours:



Sizes (mm):



Layout guide



Sphere is offered in an array of unique styles and neutral shades





Project

2VEC003

2VEC007

3MOR011

3JKP107

3MOR011

3JKP104

3JKP101

3OCC108

3MOR025



Le Monde Hotel, Edinburgh

Project

Historic hotel's elegant architecture is enhanced by stunning Solus tiles

An iconic period hotel which takes pride of place on Edinburgh's historic George Street has been given a new lease of life following a major £1 million refurbishment project.

RYE Design was tasked with transforming the ground floor of the city's striking Le Monde Hotel while retaining the abundance of architectural elegance characteristic of the era.

The internal metamorphosis is clearly visible to passers-by thanks to an opulent yet contemporary herringbone catwalk, composed of Solus' Marlabite 1 range, which leads from the street entrance into the building, enticing shoppers to step over the threshold and explore the grand venue further.

The stunning monochrome aisle, comprising delicately veined Allegra and Vivian tiles, guides guests into the sumptuous Laurent Perrier champagne bar which, circled by Solus' Allegra tiles and featuring the company's timber-effect Clusia from the

Legno range, exudes a luxurious ambiance with an Arabescato marble bar top, crimson leather stools and plush velvet curtains.

A sensational selection of Solus tiles also grace the main bar and dining area, creating a striking focal point. Bold and bright, the layered herringbone pattern features Domenica from the Feather range, Athens, Kastoria, Pyrgos and Endicot from the Palace range and Brymbo and Britone from the Animation range.

Attractive concrete-effect Stelco tiles from the Sandcrete range sit next to the feature flooring, creating a distinction between the stylish drinking area and elegant dining space where the blue velvet and caramel leather of the circular banquettes perfectly complement the deep indigo upholstered stools opposite.

Director at RYE Design Jack Rugg said: "The leisure scene in Edinburgh has exploded in the past couple of years and the owners of Le Monde Hotel wanted to breathe new life into >



A stylish and chromatic herringbone pattern provides a bespoke apron around the main bar

A sense of opulence graces the champagne bar, with Solus' herringbone catwalk of Allegra and Vivien enticing visitors through the entrance



Architect and Interior Designer:
RYE Design

Principle contractor:
Fileturn Ltd

Tiling contractor:
KPX Flooring

Photography:
GG Archard Photography

Tiles used in this project:
Domenica 3CCC108, Feather range
Athens 3JKP101, Palace range
Kastoria 3JKP107, Palace range
Pyrgos 3JKP104, Palace range
Endicot 3MOR011, Palace range
Brymbo 2VEC007, Animation range
Britone 2VEC003, Animation range
Allegra 3MLB109, Marbalite 1 range
Vivian 3MLB102, Marbalite 1 range
Clusia 3LMC106, Legno range
Stelco 3MOR025, Sandcrete range

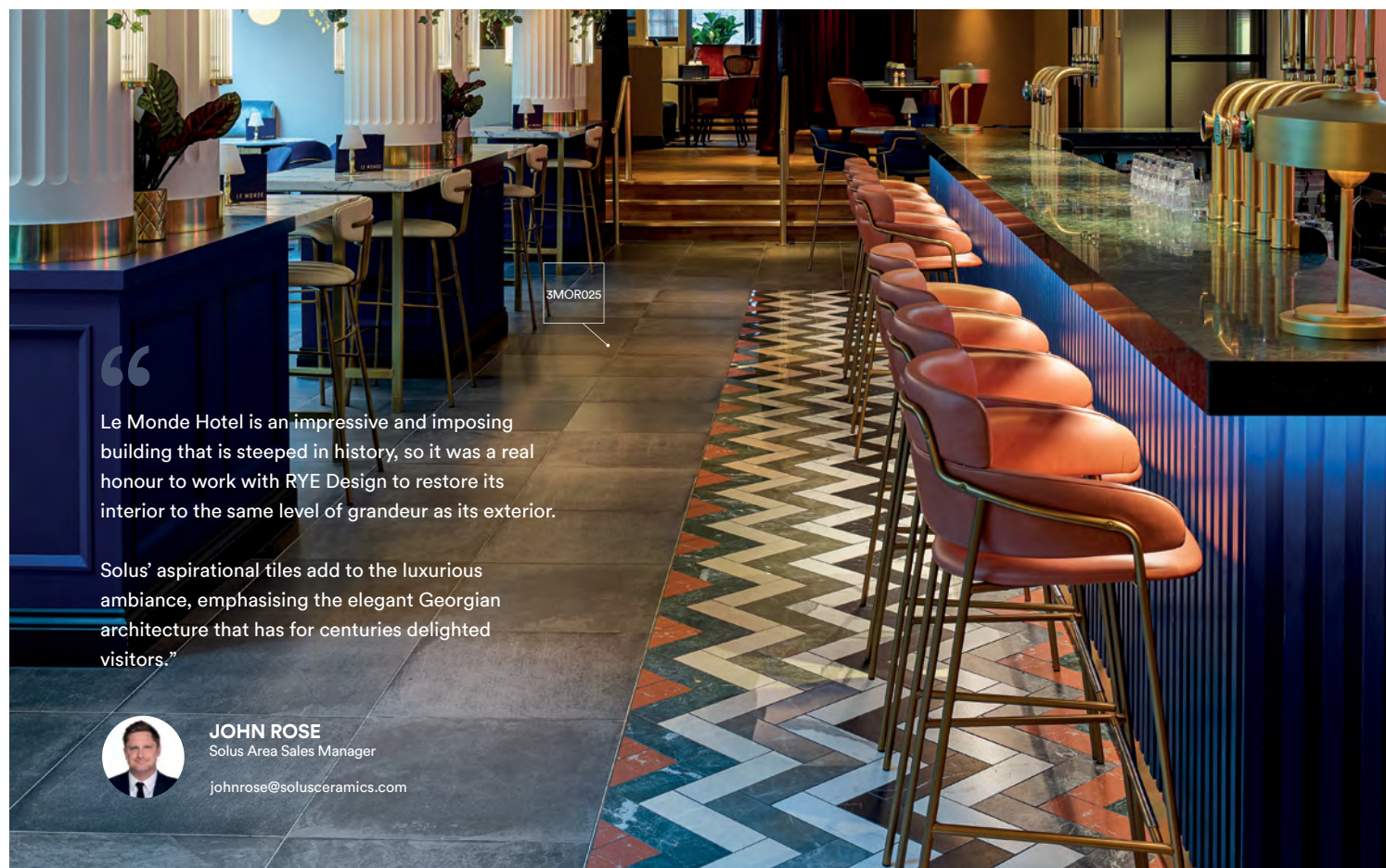
the building in order to secure a successful future in an increasingly competitive market.

"We wanted to embrace the venue's stunning architectural elements while making a statement and felt that the most impactful and cost-effective way of achieving this was to create inspirational feature floors. John's expert technical knowledge enabled us to design the eye-catching apron around the main bar using an array of polished tiles which could also offer the required level of slip resistance. The combination of colours, texture and detail really makes the area 'sing'.

"The herringbone catwalk is also a great way to encourage people into the hotel, leading to the luxurious champagne bar where a combination of monochrome tiles from Solus add to the sense of occasion."

RYE Design's Creative Director Jessica Torbell added: "We approach each project with a fresh set of eyes as every building and location has its own tale to tell and it is our job to enhance their unique and individual stories.

"Working with Solus on this project was fantastic. Its extensive selection of tiles meant that we could always find what we were looking for. It's so important to know exactly what you are getting and to work with experts who can support you in realising your design." ♦




“Le Monde Hotel is an impressive and imposing building that is steeped in history, so it was a real honour to work with RYE Design to restore its interior to the same level of grandeur as its exterior.

Solus' aspirational tiles add to the luxurious ambiance, emphasising the elegant Georgian architecture that has for centuries delighted visitors.”



JOHN ROSE
Solus Area Sales Manager
johnrose@solusceramics.com





**INN ON
THE LAKE**
— LAKE DISTRICT —
Project



Inn on the Lake, Lake District

Project

Solus' sparkling mosaic creates a memorable first impression

Nestled in the tranquil village of Glenridding and situated on the scenic shore of Lake Ullswater, the Inn on the Lake offers heavenly views of the Helvellyn mountain range and acres of lush countryside, attracting guests from far and wide.

The award-winning hotel welcomed visitors back through its doors earlier this year following a stunning refurbishment project, spearheaded by Frank Whittle Partnership, which transformed the ground floor space.


To reflect the venue's reputation as the jewel in the crown of the Lake District, the Preston-based architects wanted guests to be greeted with a touch of sparkle as they entered the lobby – and Senior Interior Designer Kate Simmons knew just who to contact to sprinkle a little Solus magic.

Kate explained: "As the old saying goes, first impressions count which is why we wanted to create a truly dazzling entrance to greet guests on arrival and draw people in towards the reception

desk. I was keen to find something extra special that would catch the eye and, having worked with Claire many times, I know from experience that she can always source whatever it is I am looking for, no matter how obscure, and that the quality of the products will be second to none.

"Claire suggested Gems and Trinket from the Jewels range to create a focal point in the lobby and when I saw the tiles I knew instantly that they were perfect for the space. The delicate, intricate design of the diamond formation makes a real statement and, when the navy blue of Trinket is combined with the royal blue of Gems, the effect is stunning. We also used the mosaics on the restaurant's meet and greet desk and buffet station to add to the sense of cohesion throughout the design."

The twinkling tones of Gems and Trinket create a striking star shape mosaic around the counter, shining a spotlight on the space with their gently veined and shaded appearance paying tribute to the stained glass windows of sacred medieval architecture. >



An intricate mosaic pattern created with Gems and Trinket from the Jewels range creates an eye-catching aesthetic

A locally-sourced granite counter-top puts the finishing touch on the reception desk, perfectly complementing Solus' opulent travertine-effect Calaque from the Landform range that sits behind it.

The lavish 900x1800mm wall panel features a perfect reproduction of cross and vein-cut stone, making a bold statement that exudes a sense of sophisticated indulgence, mirrored throughout the elegantly styled 48-bedroom hotel.

Kate added: "The statement reception area is a wonderful juxtaposition, accentuated by the light, airy and sophisticated ground floor interior. The brief was to create a relaxed yet luxurious countryside retreat that would appeal to guests, from walkers escaping the hustle and bustle of city life to couples desiring a premium wedding venue to tie the knot. Solus' aspirational tiles certainly played a key role in helping us to achieve our vision." ♦

An opulent travertine-effect wall panel composed of Calaque from the Landform range offers a striking juxtaposition with the elegant wood panels



INN ON THE LAKE LAKE DISTRICT

Architect and Interior Designer:
Frank Whittle Partnership

Principle contractor:
Eland & Bell

Photography:
Archi Image Photography

Tiles used in this project:
Gems 6CHY107, Jewels range
Trinket 6CHY103, Jewels range
Calaque 2PDA104, Landform range



BEAUTIFUL BESPOKE MOSAIC MAKES A LASTING IMPRESSION

“

The Inn on the Lake features a truly breath-taking vista of undulating countryside and mountainous terrain, treating guests to an incredible 'wow' factor on arrival.

The owners were keen to mirror this amazing first impression when visitors entered the hotel and Frank Whittle Partnership certainly achieved their aim with the use of Solus' exquisite mosaic featuring Gems and Trinket on the reception desk.”



CLAIRE HULME
Solus Area Sales Manager

clairehulme@solusceramics.com



3LGY103



Gökyüzü, Finchley

Project

Traditional tiles provide a taste of the Mediterranean at Gökyüzü

A trendy Turkish eatery offering diners a tantalising taste of the Mediterranean, Gökyüzü Finchley's flavoursome fayre and authentically inspired interior design have won it rave reviews in the gastro press.

The country's rich heritage is infused throughout the spacious three-storey restaurant, evident in every element of the décor, furnishings, fixtures and fittings, each of which was lovingly hand-picked by Katy Robinson, Director of Norfolk-based Moxon Design.

The Mediterranean influence becomes apparent to guests from the moment they step through the door and onto the stunning star-shaped mosaic catwalk, featuring Solus' triangular Brexon and Garten and the rhombus Flesk, all selected from the Halogen range. The emblem offers an à la mode aesthetic with a nod to centuries of tradition, while its

ecru, dove and raven shades provide a striking juxtaposition to the vibrant teal, rich burgundy and worn wood of the stylish setting. The mosaic leads through the dining space to the bar where it has been used to create an eye-catching apron around the serving area. The vibrant metallic gold of Zingy and bold blue of Lusty, both from the Dynamic range, adorn the walls behind, providing a chic contrast with the rustic counter.

Katy said: "The mosaic is a central feature in the overall design of the ground floor, so it was essential that it was spot on. I had a very specific idea of what I was looking for and, after many years of working with John, I knew he could locate tiles that would achieve the wow factor I was after. Not only is its intricate design absolutely beautiful, it also serves to create distinct zones, separating the dining area from the bar - a vital element in such a large environment." >



The bold blue of Lusty and glossy gold of Zingy create a truly stunning statement wall

A contemporary Eastern theme is reflected in the washrooms, where Focus from the Serif range graces the floors and Stachley from Harlo adorns the walls

The concept is mirrored on the first floor where a bespoke mosaic path, comprising slate-effect Bromine from the Cosmology range, directs diners through the space towards the bar where Dynamic's Zingy and Lusty have again been used to create a statement wall.

The Eastern theme continues in the second-floor washrooms where the hexagonal design of Focus from the Serif range presents a dynamic aesthetic on the floor, complementing the cool, glossy tones of crackle-effect Satchley tiles from the Harlo range which bedeck the walls.

Katy added: "The brief I was given for Gökyüzü was to embrace its Turkish heritage while creating a contemporary experience for diners. Solus presented me with a wealth of incredible options that reflected 21st Century Eastern-style, combining to provide a really exciting and invigorating aesthetic on each level and offering guests a truly memorable and unique environment that they can enjoy time after time." ♦



BESPOKE DESIGNS MIRROR THE RICH CULTURE OF THE MEDITERRANEAN

“

Gökyüzü was both an interesting and a challenging project due to the three bespoke patterns that were used to create unique focal points throughout the restaurant.

Their prominence within the eatery meant that aesthetic perfection was absolutely vital to the overall effect, offering an invigorating insight into Turkey's rich culture while, at the same time, embracing contemporary design concepts.”



JOHN ROSE
Solus Area Sales Manager
johnrose@solusceramics.com



GÖKYÜZÜ

Interior Designer:
Moxon Design

Principle and Tiling Contractor:
Gary Bluff Projects

Photography:
Franklin & Franklin

Tiles used in this project:
Focus 2YTC014, Serif range Satchley 5ADX114, Harlo range Zingy 5SBN110, Dynamic range Lusty 5SBN109, Dynamic range Brexon 2RPV401, Halogen range Flesk 2RPV530, Halogen range Garten 2RPV418, Halogen range Bromine 3LGY103, Cosmology range





STRAND PALACE
London
Project



3MLB109

3MLB105



Strand Palace, London

Project

A subtle nod to Style Moderne creates a sophisticated aesthetic at Strand Palace

An historic hotel located at the heart of London's vibrant 'Theatreland', Strand Palace has been a West End landmark for more than a century, attracting thousands of tourists eager to experience the sights and sounds of the capital.

Dating back to 1909, the hotel was first rejuvenated in the 1930s, with its new look reflecting the Art Deco style that was characteristic of the period.

A contemporary revamp, spearheaded by Trevillion Interiors and featuring a selection of Solus tiles, has now been completed, offering a subtle nod to the iconic era of its inspiration.

Greeting guests at the entrance are the opulent marble-effect Hamptonian tiles from the Rawstone range, the undulating charcoal appearance of which provides a dramatic first impression.

Bespoke steps composed of gleaming white and silver-veined Wyatt tiles, tipped with edges of cinder toned Allegra, both from the Marbalite 1 range, lead into the lobby. The custom-crafted ascent is illuminated by underfloor LED lighting, exuding an aura of luxurious sophistication.

The honed tiles also grace the reception area with Allegra randomly featured throughout the design, creating a geometric pattern within the body of its counterpart and directing visitors through the space towards the tastefully refurbished hub of the 785-bedroom hotel.

The understated essence of Style Moderne continues in Haxells plush restaurant and bar where décor and furnishings in a muted palette of soft fawn, chocolate and sage beautifully combine with brass fixtures and fittings to offer a relaxed ambiance. >



Silver-veined Wyatt tiles, tipped with edges of cinder toned Allegra, create a classically chic look in the lobby



Architect and Interior Designer:
Trevillion Interiors

Principal contractor:
Edgewater Contracts

Photography:
Mike Caldwell Photography

Tiles used in this project:
Wyatt 3MLB105, Marbalite 1 range
Kinlough 3MLB108, Marbalite 1 range
Allegra 3MLB109, Marbalite 1 range
Hamptonian 3GTH512, Rawstone range

A sense of cohesion is woven throughout the hotel thanks to the repetition of Allegra and Wyatt, with the addition of the bronze dappled Kinlough, also from Marbalite 1, which create a theatrical curved apron around the bar.

The bespoke-cut design acts as an eye-catching focal point as well as providing a dynamic distinction between the drinking and dining areas.

Trevillion Interiors Design Director Frances Blackham said: "Strand Palace was a complex project which raised a number of challenges due to the hotel's warren-like layout and low ceilings. To overcome these issues and create an illusion of space, we opened up the different sections and worked closely with Solus to find the perfect flooring to achieve a light and airy ambiance.

"Lee's in-depth knowledge of the products and his technical ability regarding the bespoke underfloor lighting and nosing on the lobby steps enabled us to meet stringent building requirements, a crucial element to the success of the project. The tiles that Lee recommended were not only ideal in practical terms but also in an aesthetic sense, creating a chic look that incorporates a subtle reference to the Art Deco style that is seen throughout the design." ♦



Allegra, Wyatt and Kinlough create a bespoke apron around the bar



CONQUERING TECHNICAL CHALLENGES TO CREATE A LUMINOUS LOOK

“

Strand Palace showcases a selection of impactful bespoke tiles, the technicalities of which required careful consideration in order to accomplish the desired practical and visual results.

The custom-cut Marbalite 1 products were the perfect choice for the bar, creating an eye-catching and unique feature that blends harmoniously with the tasteful surroundings.”




LEE SIMMONDS
Solus Area Sales Manager
leesimmonds@soluscera.com



Exo range

CREATE ALLURING ALFRESCO SPACES WITH SOLUS' STYLISH 2CM RANGES



The allure of alfresco dining has never been more irresistible, with fans of the great outdoors shaking off the shackles of strict lockdown restrictions and soaking up the sun in pub beer gardens and eateries with appealing outdoor space.

Venues across the UK have been finding innovative solutions to providing additional seating areas in their grounds, enabling them to expand their facilities and cater for the swathes of customers who are eager to once again enjoy social activities.

Millions of homeowners have also put their spare time to good use in recent months, upgrading outdoor space to create their very own oasis of serenity, offering a harmonious fusion between indoors and outdoors.

Solus has compiled a selection of stylish ranges ideally suited for external use with their robust 2cm thickness, anti-slip characteristics and on-trend aesthetics making them an excellent option for owners of commercial and residential premises keen to enhance patios, pathways and piazzas.

Stunning in its simplicity, the slate-effect Cosmology range features four neutral colours with ivory toned Calcium and Radium, Bromine and Krypton sliding from light to intense grey respectively.

The surface of this high-quality porcelain stoneware is littered with generous examples of iridescence, texture and imperfections while the inclusion of 40 per cent recycled material means it is also highly sustainable. The slabs benefit from a Grip R11 (A+B+C) finish and are available in sizes of 450x900mm, 600x600mm and 900x900mm.

Influenced by the diverse beauty of limestone and featuring a vast array of natural effects, Inspired benefits from four 2cm options in the oyster shades of Ruben, soft fawn of Elder, slate of Braque and smoky Poussin.

Wonderfully continental aesthetics can be created using either the 600x600mm format or the super large 600x1200mm design, both offered in a Structured R11 (A+B+C) finish, complementing external spaces beautifully.

For those who crave a more rustic ambiance, the stylish Brushwood is the ideal solution, offered in a trio of hues including Lamed's grey shades, Edici's honey tones and the cognac colouring of Wern.

A wood-effect porcelain range, available in 300x1205mm and 305x1210mm with a Matt R11 finish, it is a truly sensational blend of on-trend style and traditional aesthetics.

For a more flamboyant result, the striking Exo is an extravagant choice, with Peripheral Décor's kaleidoscope of chromatic patchwork patterns offered in a Solid R11 (A+B+C) finish. Outward Décor's more subtle personality presents a series of eye-catching designs featuring gentle brush strokes of argent shades in a Spatulato R10 finish.

The range also offers two solid colour options with a thickness of 2cm, including the dappled silver of Outer and the cloudy aesthetic of Exocentric, both presented in a Solid R11 (A+B+C) finish with all four products available in a 500x1000mm format.

Influenced by industrial design, slate-effect Dublin features a trio of tiles in dove Coolock, smoky Ashtown and charcoal Meldon, offered in a Matt R11 (A+B+C) finish. A striking large format range, its 800x800mm measurements enhance vast spaces with their dynamic appearance.



Inspired range



Brushwood range



Geology range



Nordica range



Dublin range



Trench range


Dry lay options

Solus offers a stunning selection of dry lay 2cm options, suitable for external use thanks to their robust nature, slip resistant character and on-trend aesthetics. Whether an open pedestal system, loose lay, raised floor or A1 Fire-Rated paving pedestal is required, Solus can provide the ideal solution.



Open pedestals

Stylish pedestal raised decks are perfect for enhancing external terraces, walkways, balconies and ballasted flat roof constructions.



Loose lay

An innovative and imaginative method of paving outdoor areas, the loose lay system encourages an artistic flair thanks to its flexible form.



Raised floors

Ideally suited to commercial premises requiring regular technological updates to underfloor cables and wiring, raised floors offer ease of access.



A1 Fire-Rated paving pedestals

Manufactured from steel and featuring an array of adjustable heights, the A1 Fire-Rated paving pedestal provides a super strong and safe support for slabs.



Solus' Outdoor Tiles digital brochure is available at solusceramics.com

For more information on Solus' stylish outdoor tiling solutions, visit solusceramics.com, email sales@solusceramics.com or call your Area Sales Manager.



Solus launches remote CPD seminar

Solus has launched a remote-access RIBA approved CPD seminar which its Area Sales Managers will deliver remotely to architects.

The Overview of Tile Specification CPD is a complementary service offered by the company and is available to past clients, existing customers and new contacts.

The seminar will help architects to develop their knowledge and appreciation of diverse tile related subjects such as safety information, innovative tile products, British Standards and sustainable tile production.

The CPD will take between 45-60 minutes to complete and all participants will receive an official certificate as proof they have taken part. Dates and times will be arranged to accommodate architects' availability.

Special packs which include everything necessary to take part – and a few little extras! – have been put together and will be sent out in Solus' new recyclable packaging.

Details of the event can be discussed with your Area Sales Manager, who will be in touch to arrange a suitable time and date to present the CPD.

Solus also offers a Don't Slip Up! bespoke seminar, details of which can be found on the website. ♦



Duration: 45 to 60 minutes

The seminar includes information on the Equalities Act and British Standards, as well as slip resistance requirements, wet area tiling, movement joints, NCS colour scheme, calibration and corundum inserts.

An overview of tile specification

The main aims of this seminar are to:

- Provide the specifier with ongoing technical and product information as part of continuous professional development
- Discuss subjects which will help the specifier utilise floor and wall tiles avoiding any potential issues
- Provide knowledge and technical support in all areas of supply right through to installation
- To ensure correct detailing for the laying and application of ceramic and porcelain tiles





supplying your imagination

Solus headquarters: Unit 1, Cole River Park, Warwick Road, Birmingham, B11 2QX +44 (0) 121 753 0777 sales@solusceramics.com

London showroom: Solus Clerkenwell, 80 Clerkenwell Road, London, EC1M 5RJ +44 (0) 203 282 8466